

The Year in Review: RIT by the numbers

The metrics are solid, but there's room to improve

To RIT's valued alumni and friends:

I welcome another chance to share the great news of RIT's success, this time in the form of our annual report on the health of the university. It is important for all RIT supporters to know where we are doing well, and where we are focusing efforts to improve the overall state of the university.

I want to draw your attention to three key measures of our success – measures in which you all play an important role.

1. Alumni Engagement: I've stated that it is my goal to reach out to as many RIT alumni as possible and to make this a university with which our alumni are proud to be actively involved. In fiscal year 2007, 15,442 people participated in 314 alumni events around the country. These events provide opportunities for our alumni to meet, network and stay in touch with their alma mater.

The biggest is the annual Brick City Homecoming event in October, which this fall celebrated its 10th year! Alumni engagement continues to grow significantly, due in large part to RIT's continued investment in our Alumni Relations office, but we still need to get more people involved. We hope to greet even more of our alumni at events on campus and around the country in the coming year, especially at our inaugural Imagine RIT: Innovation and Creativity Festival on May 3, 2008. Please join the RIT Online Community (www.rit.edu/alumni) to stay informed about these opportunities.

Notable alumni engagement metrics include:

- Total alumni chapters and members (see chart on page 32.)
- Number of registered alumni on RIT's Online Community – 18,004.
- Number of alumni volunteers identified by Alumni Relations for fiscal year 2007 – 4,570.

2. Fund for RIT: RIT's Annual Fund effort continues to be an important source of support to students and the campus community. In fiscal year 2007, total giving to the Fund for RIT from alumni, families and friends was \$3,053,090, reflecting a 10 percent increase over the previous year and a record-setting total. However, only 8.1 percent of our 100,000 alumni made gifts to the Fund for RIT, well below the national average of approximately 20 percent. RIT alumni giving to the annual fund amounted to only \$756,486 of the \$3 million total last year! However, there's good news – the average gift from alumni was \$114, demonstrating that gifts of all sizes are both valuable and appreciated.

Our goal for fiscal year 2008 is to move the alumni participation rate in the annual fund up to 9.1 percent and increase total giving to \$3.2 million. Remember, you can make your gift to the general unrestricted fund or you can direct your gift to a specific area of interest at RIT.

3. RIT General Endowment: RIT's endowment now stands at approximately \$661.5 million, up from \$572.8 million at the close of fiscal year 2006. While the growth is positive, RIT still lags considerably behind our peer universities: RPI, \$683 million; Carnegie Mellon, \$940 million; Case Western, \$1.6 billion; University of Rochester, \$1.5 billion; and Cornell, \$4.3 billion. Even more important, RIT has more students enrolled than these other colleges except for Cornell.

Endowment is arguably the strongest metric of the long-term health of a college or university. RIT's current endowment only accounts for one year's operating budget; nowhere near the appropriate ratio for a university of our size and global scope. I will be speaking quite a lot about building endowed funds for the university in the coming years.

This year has started out very well for the university. With nearly 16,000 students, RIT is enjoying record enrollment, a historically large class of first-year students at 2,530, and increased stature and appeal outside of New York state and the Northeast region. As we continue to focus on and build our engagement with alumni, our annual fund effort and our general endowment, RIT becomes a stronger university for our students and for our alumni and friends. It's truly a partnership aimed at a common and singular goal: A great education, RIT-style!

As you will see in the balance of this report, the university is on a very positive track – poised for growth and recognized for excellence. Please join us in our efforts to build a stronger RIT.

Sincerely,



Bill Destler
President

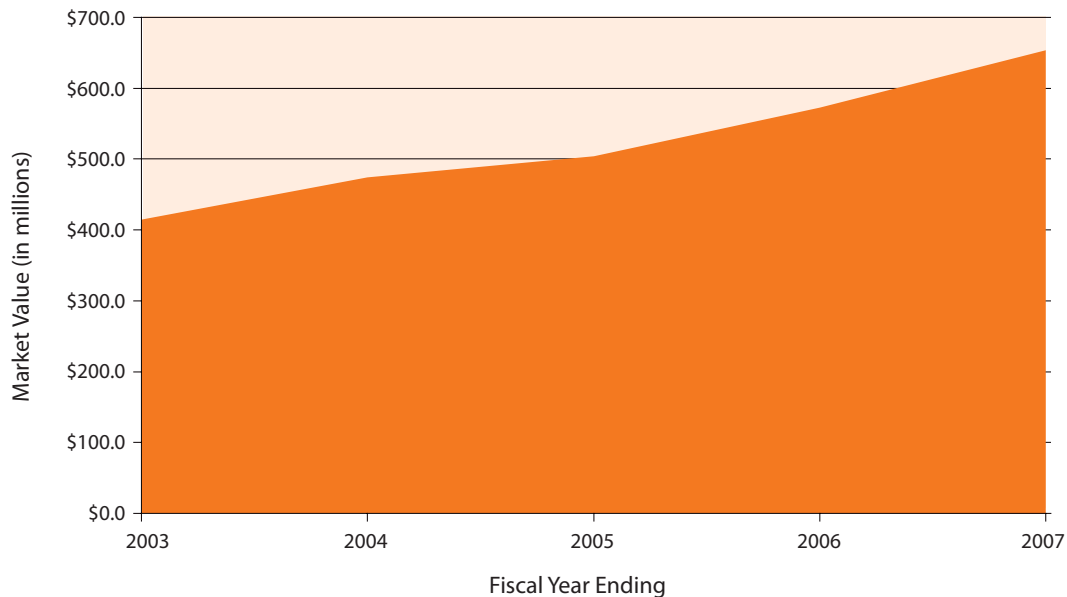
Budget and Endowment

▶ A Balanced Budget

The integrity of the university's fiscal management is reflected in a balanced budget.

Total Revenue		Total Expenditures	
Tuition and Fees	55.6%	Instructional	24.3%
Government Appropriations	0.2%	Academic Service	3.4%
Unrestricted Endowment Earnings	2.0%	Student Affairs	2.9%
Other Sources	3.9%	National Technical Institute for the Deaf	13.9%
Restricted and Other Sponsored Projects	8.5%	Restricted and Other Sponsored Projects	8.5%
Unrestricted Gifts	0.2%	Institutional Support	12.1%
Student Aid	3.6%	Facilities Management Services	2.9%
National Technical Institute for the Deaf	13.9%	Debt Service - Educational Plant	1.1%
Auxiliary Enterprises	11.6%	Student Aid	18.8%
Student Government	0.5%	Auxiliary Enterprises	11.6%
Student Government	0.5%	Student Government	0.5%
Total Revenue	100%	Total Revenue	100%

▶ RIT Endowment



While RIT's endowment has grown steadily, President Destler believes it should be doubled or raised to \$1.5 billion for a university of RIT's size and stature.

The Year in Review: RIT by the numbers

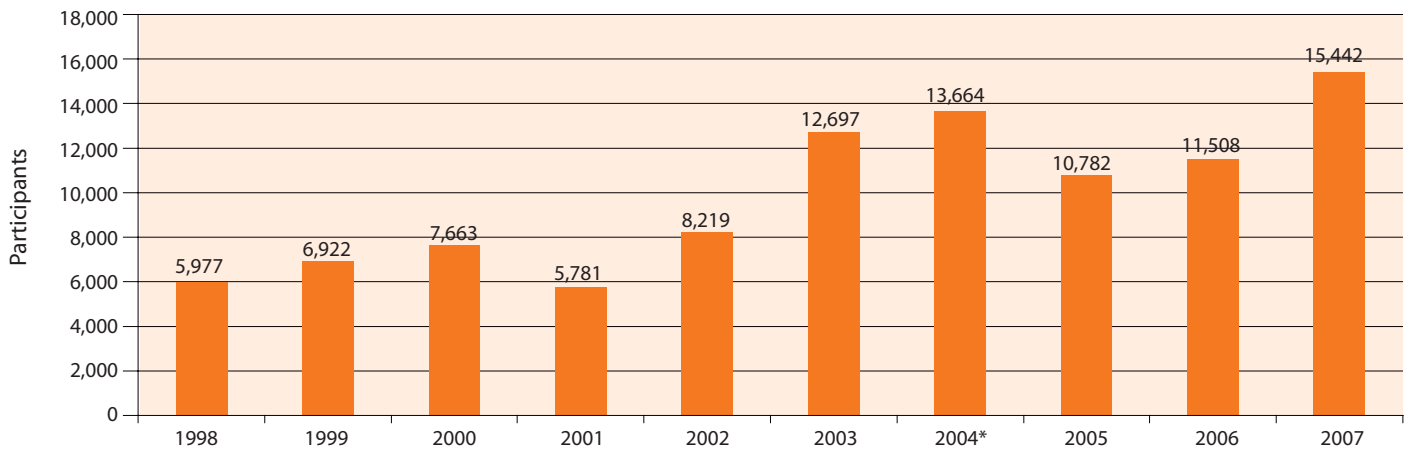
Alumni

▶ RIT Alumni Chapter Populations

RIT has 27 Alumni Chapters across the U.S. The Alumni Relations Office anticipates developing international and corporate chapters during the coming years. See pages 34-35 to find out more about chapter activities.

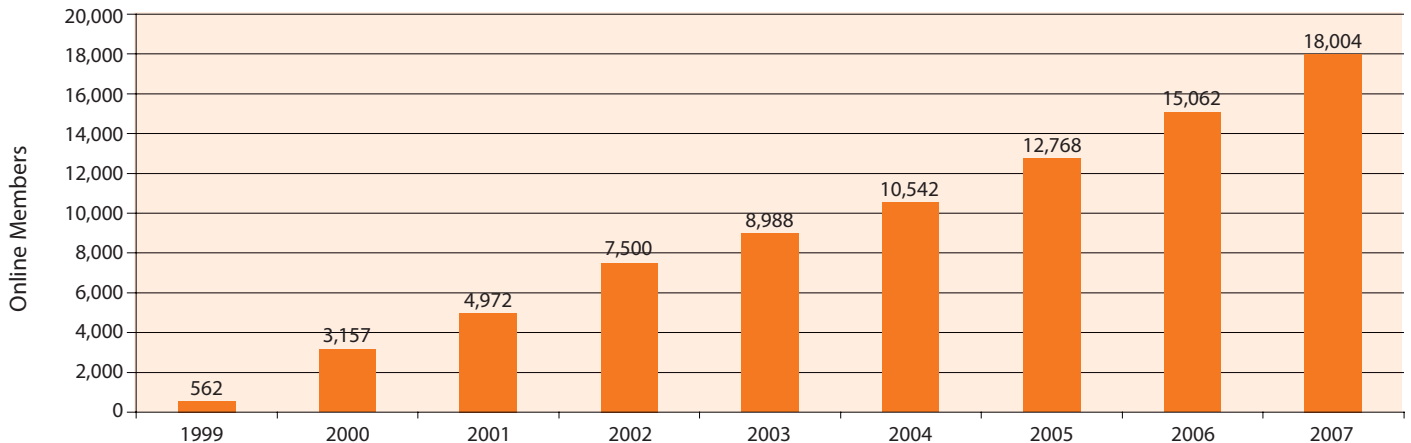
Albany, N.Y.	2,603	Cincinnati	504	New York City	7,283	San Diego	939
Atlanta	1,108	Cleveland/Akron	657	Philadelphia	2,279	San Francisco	1,519
Austin, Texas	1,664	Colorado	986	Pittsburgh	613	San Jose	296
Boston	3,766	Detroit	643	Phoenix	923	Seattle	655
Buffalo	2,918	Central Florida	2,510	Raleigh-Durham	2,102	Syracuse	3,094
Charlotte, N.C.	660	Southern Florida	1,259	Rochester	32,099	Washington, D.C.	4,007
Chicago	1,371	Los Angeles	1,140	San Antonio	159		

▶ Total Number of Event Participants



▶ Online Community Membership

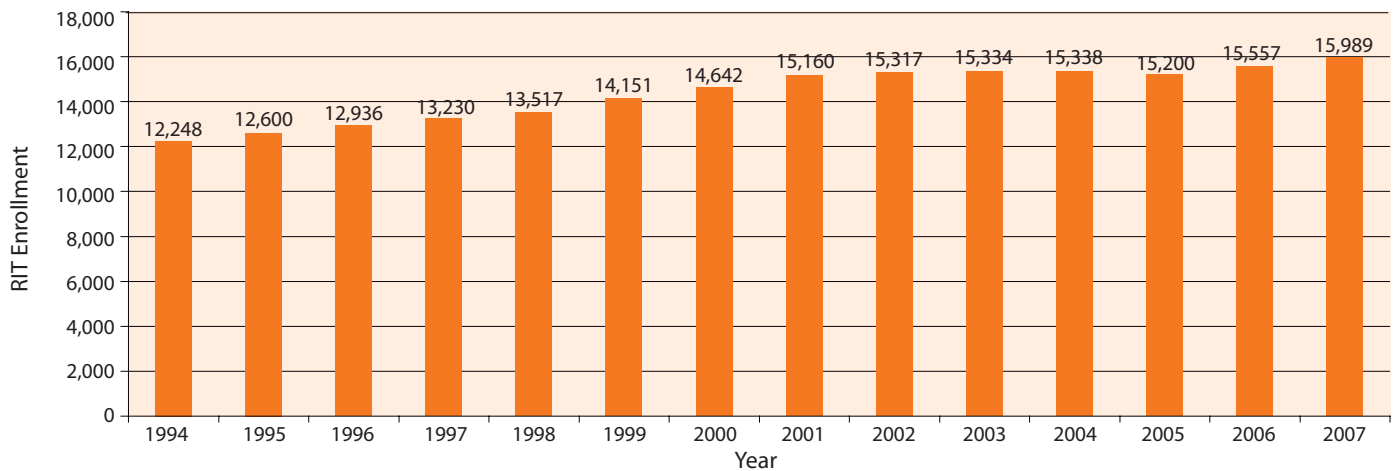
To join, go to www.alumniconnections.com/rit/



Enrollment

▶ Enrollment History

Fall enrollment at RIT in 2007 reached 15,989 students, an increase of 2.8% over fall 2006. Undergraduate enrollment totaled 13,476; graduate enrollment totaled 2,513. The table below shows RIT enrollment growth over time. Current enrollment reflects 31% growth since 1994.



▶ Applications

Applications for admission to RIT continue to rise with freshman and graduate student applications setting all-time records. Total applications to RIT in the past year number 19,205—an increase of 8.2% over the prior year.

Number of Applications Received		Change from 2006	
Freshman	11,740	830	+8%
Transfer	3,441	90	+3%
Graduate	4,024	535	+16%
Totals	19,205	1,455	8.2%

▶ Enrollment Distribution among RIT's Eight Colleges

College of Applied Science and Technology*	25%
E. Philip Saunders College of Business	7%
B. Thomas Golisano College of Computing and Information Sciences	17%
Kate Gleason College of Engineering	16%
College of Imaging Arts and Sciences	15%
College of Liberal Arts	5%
National Technical Institute for the Deaf (NTID programs only)**	5%
College of Science	9%

* CAST enrollment includes 921 students enrolled in Kosovo and Croatia.

** 492 additional deaf and hard of hearing students are cross-registered and pursuing degrees in other colleges of RIT with NTID support

▶ Enrollment Facts

- 82% of students are enrolled full-time; 18% study part-time
- 84% are undergraduates; 16% are graduate students
- RIT students represent all 50 states and 100 countries
- RIT's full-time undergraduate enrollment now ranks RIT in the 15 largest private universities in the United States
- International enrollment in Rochester exceeds 1,500 students, an all-time high