

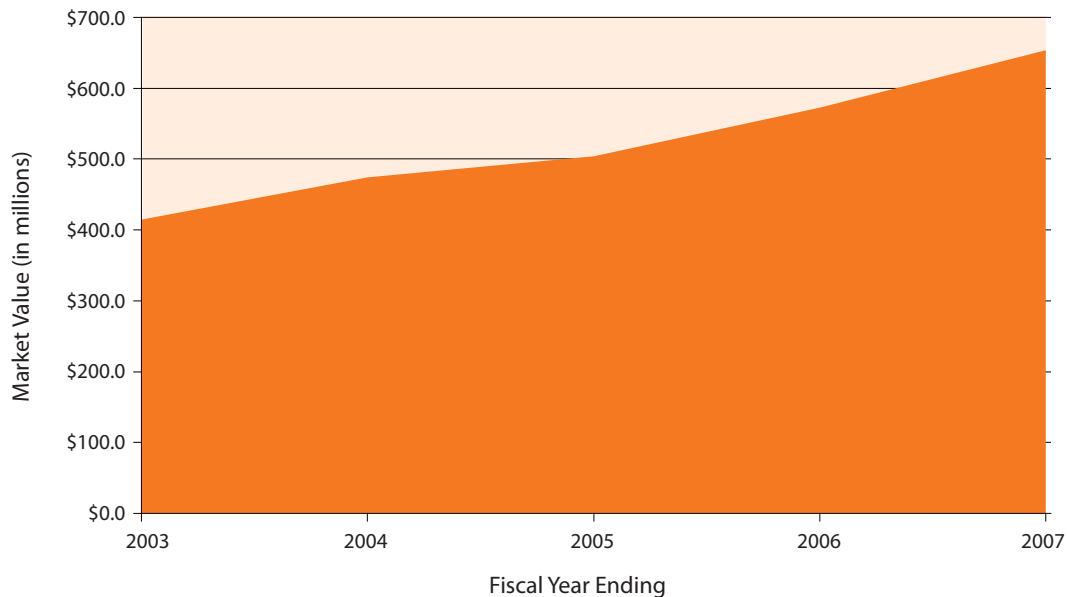
## Budget and Endowment

### ▶ A Balanced Budget

The integrity of the university's fiscal management is reflected in a balanced budget.

Total Revenue		Total Expenditures	
Tuition and Fees	55.6%	Instructional	24.3%
Government Appropriations	0.2%	Academic Service	3.4%
Unrestricted Endowment Earnings	2.0%	Student Affairs	2.9%
Other Sources	3.9%	National Technical Institute for the Deaf	13.9%
Restricted and Other Sponsored Projects	8.5%	Restricted and Other Sponsored Projects	8.5%
Unrestricted Gifts	0.2%	Institutional Support	12.1%
Student Aid	3.6%	Facilities Management Services	2.9%
National Technical Institute for the Deaf	13.9%	Debt Service - Educational Plant	1.1%
Auxiliary Enterprises	11.6%	Student Aid	18.8%
Student Government	0.5%	Auxiliary Enterprises	11.6%
Student Government	0.5%	Student Government	0.5%
<b>Total Revenue</b>	<b>100%</b>	<b>Total Revenue</b>	<b>100%</b>

### ▶ RIT Endowment



While RIT's endowment has grown steadily, President Destler believes it should be doubled or raised to \$1.5 billion for a university of RIT's size and stature.

# The Year in Review: RIT by the numbers

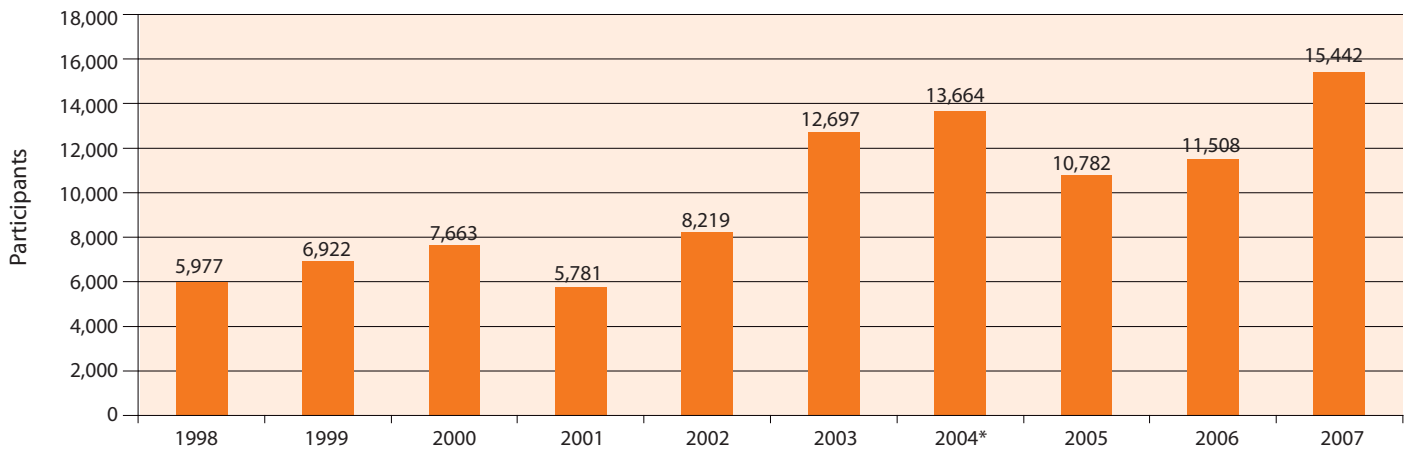
## Alumni

### ▶ RIT Alumni Chapter Populations

RIT has 27 Alumni Chapters across the U.S. The Alumni Relations Office anticipates developing international and corporate chapters during the coming years. See pages 34-35 to find out more about chapter activities.

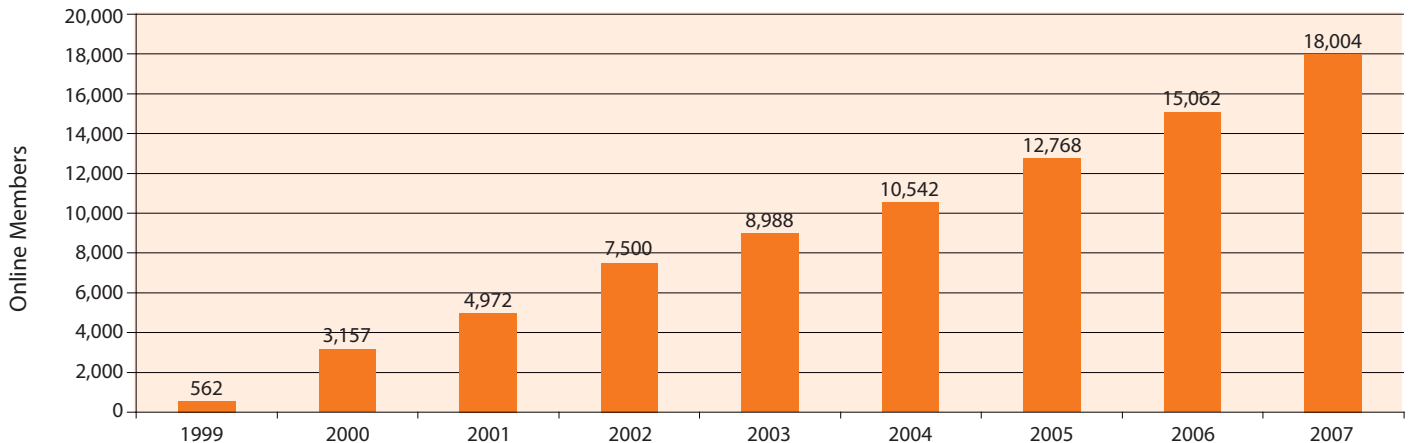
Albany, N.Y.	2,603	Cincinnati	504	New York City	7,283	San Diego	939
Atlanta	1,108	Cleveland/Akron	657	Philadelphia	2,279	San Francisco	1,519
Austin, Texas	1,664	Colorado	986	Pittsburgh	613	San Jose	296
Boston	3,766	Detroit	643	Phoenix	923	Seattle	655
Buffalo	2,918	Central Florida	2,510	Raleigh-Durham	2,102	Syracuse	3,094
Charlotte, N.C.	660	Southern Florida	1,259	Rochester	32,099	Washington, D.C.	4,007
Chicago	1,371	Los Angeles	1,140	San Antonio	159		

### ▶ Total Number of Event Participants



### ▶ Online Community Membership

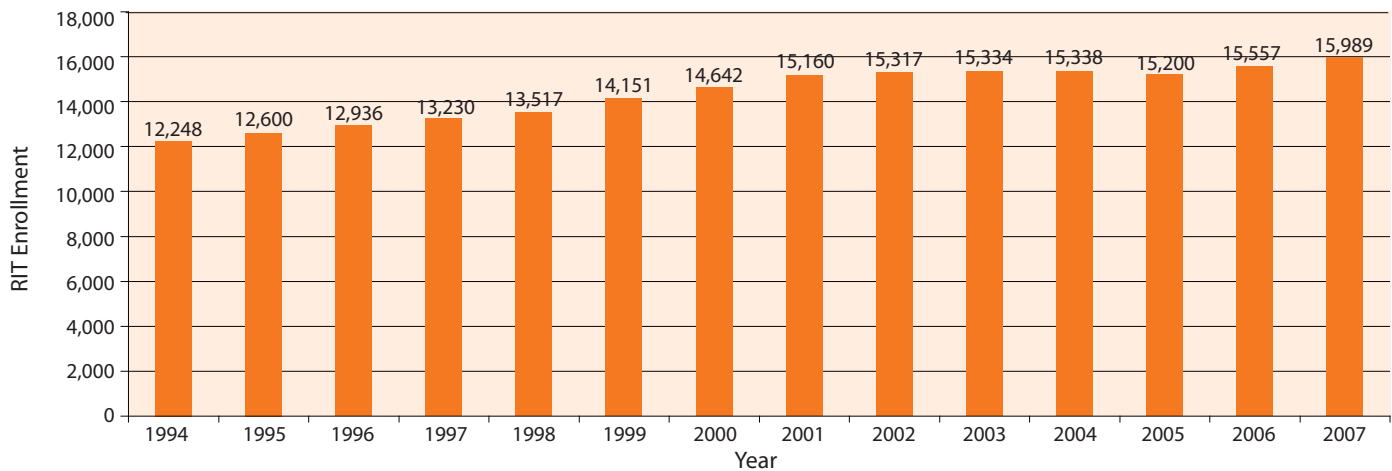
To join, go to [www.alumniconnections.com/rit/](http://www.alumniconnections.com/rit/)



## Enrollment

### ▶ Enrollment History

Fall enrollment at RIT in 2007 reached 15,989 students, an increase of 2.8% over fall 2006. Undergraduate enrollment totaled 13,476; graduate enrollment totaled 2,513. The table below shows RIT enrollment growth over time. Current enrollment reflects 31% growth since 1994.



### ▶ Applications

Applications for admission to RIT continue to rise with freshman and graduate student applications setting all-time records. Total applications to RIT in the past year number 19,205—an increase of 8.2% over the prior year.

Number of Applications Received		Change from 2006	
Freshman	11,740	830	+8%
Transfer	3,441	90	+3%
Graduate	4,024	535	+16%
Totals	19,205	1,455	8.2%

### ▶ Enrollment Distribution among RIT's Eight Colleges

College of Applied Science and Technology*	25%
E. Philip Saunders College of Business	7%
B. Thomas Golisano College of Computing and Information Sciences	17%
Kate Gleason College of Engineering	16%
College of Imaging Arts and Sciences	15%
College of Liberal Arts	5%
National Technical Institute for the Deaf (NTID programs only)**	5%
College of Science	9%

\* CAST enrollment includes 921 students enrolled in Kosovo and Croatia.

\*\* 492 additional deaf and hard of hearing students are cross-registered and pursuing degrees in other colleges of RIT with NTID support

### ▶ Enrollment Facts

- 82% of students are enrolled full-time; 18% study part-time
- 84% are undergraduates; 16% are graduate students
- RIT students represent all 50 states and 100 countries
- RIT's full-time undergraduate enrollment now ranks RIT in the 15 largest private universities in the United States
- International enrollment in Rochester exceeds 1,500 students, an all-time high