

Paper presented at the Instructional Technology and Education of the Deaf Symposium  
National Technical Institute for the Deaf  
Rochester, New York June 2005  
http://www.rit.edu/~techsym

M2A

## The Producer's Chair: Roles for each Deaf Student!

Presented by:  
**Becky Sue Parton**  
University of North Texas





Instructional Technology and  
Education of the Deaf Symposium  
Rochester, NY – June 2005



[www.casadecritters.com/becky](http://www.casadecritters.com/becky)

## Workshop Topics

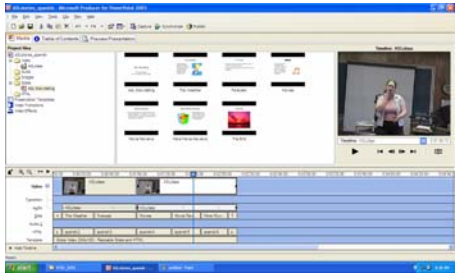

- What is Microsoft Producer for Power Point? Requirements?
- What alternative software is available?
- How does it work?
- How can we integrate this tool into the curriculum?

The Producer's Chair: Roles for Each Deaf Student

## What is Producer for Power Point?

- A way to synch PP slides, video, & other media together visually.





The Producer's Chair: Roles for Each Deaf Student

## Requirements and Features

- It is FREE – download at [www.microsoft.com](http://www.microsoft.com)
- Windows machine – not available for MAC currently
- 128 MB of RAM
- Windows XP (any) or Windows 2000 Professional
- Microsoft Office XP (specifically Power Point 2002 or 2003)
- Capture video, screen movements, &/or audio
- Perform basic video editing functions (clip, transition, etc)
- View results in a browser (Internet Explorer 5.0)
- For advanced users, captions may be added



• Adding Captioning to a Microsoft Producer for Microsoft Office PowerPoint 2003 Presentation – available on Microsoft's website.



The Producer's Chair: Roles for Each Deaf Student


## Other Software Available

- **Real Media Slideshow**
  - Uses SMIL – requires some programming
  - Needs real player to play
- **Macromedia Director**
  - Cost Prohibitive for schools
  - Requires programming for advanced features
- **Video Paper**
  - Designed initially for a MAC platform
  - Software not as widely used or supported





The Producer's Chair: Roles for Each Deaf Student

## How Producer Works



- Record a digital video.
- Capture the video using Producer or another program & import.
- Make a related power point presentation & import.
- Synchronize the video & power point automatically or with time codes.
- Choose a template & publish!



The Producer's Chair: Roles for Each Deaf Student




## Integrate Technology into Your Curriculum!

- **Roles / Skills Available:**
  - Camera Operator
  - Actor/Actress
  - Video Editor
  - Slide Show Illustrator
  - Linguist (as needed)
  - Director / Team Manager
  - Resource & Media Organizer
  - Software programmer
- Photographer
- Media Mixer
- HTML Composer
- Musician (as needed)





The Producer's Chair: Roles for Each Deaf Student

## Project ideas




- Storybooks in a Bi-Bi environment (ASL/English) or for a multi-language audience
- Storytelling – ASL only with illustrations
- Research Reports
- Visual Dictionaries
- Idiom Reference Database
- Signed Songs
- ASL Interpreting Practice
- Lesson Reviews
- Photo Journeys
- Creation of Games (use out-of-synch slides as a technique)



The Producer's Chair: Roles for Each Deaf Student


## Project ideas +

- Make & Integrate Sign Smith Studio video files into projects
- Write code to integrate captions into projects
- Use a camera with video capability if no camcorder available.
- Ask Deaf teens in other countries to send video clips of a phrase & then compile along with slides illustrating the country.



- Combine Producer with other software to enhance projects. Ex – use Serious Magic to make a news-style video complete with "blue screen" editing & more!

*Remember it is the **Product** and the **Process** that are important!*



The Producer's Chair: Roles for Each Deaf Student