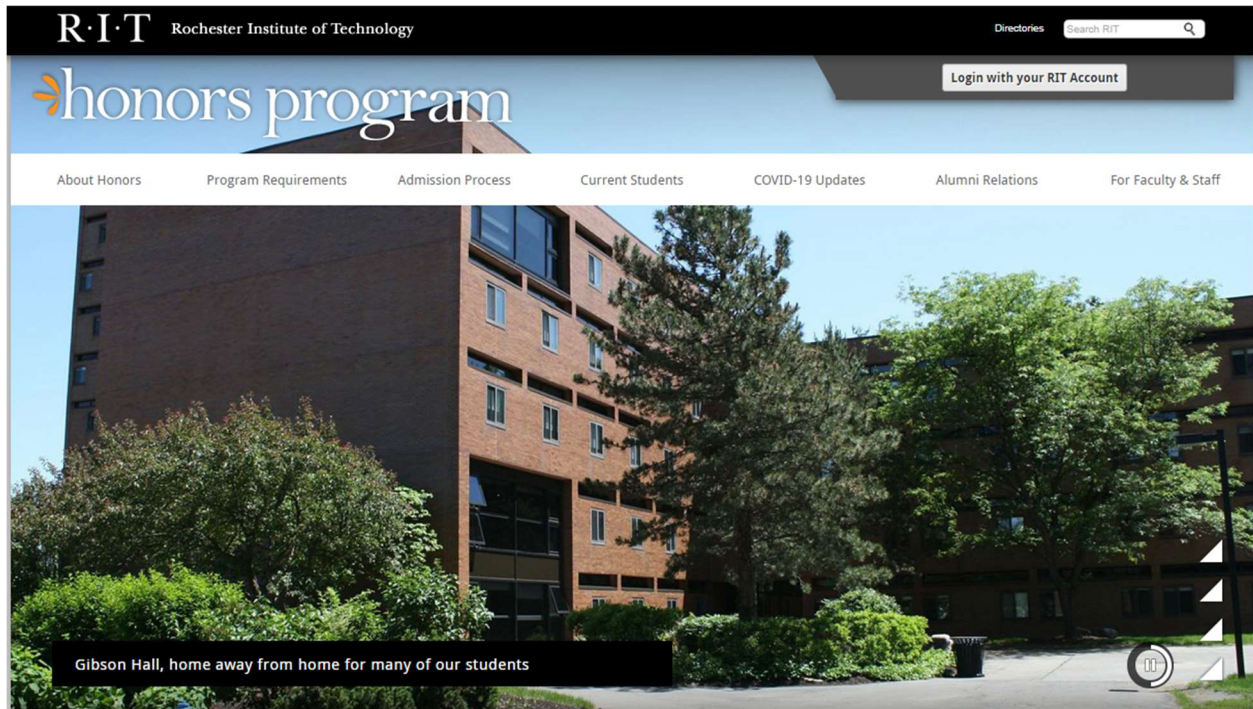
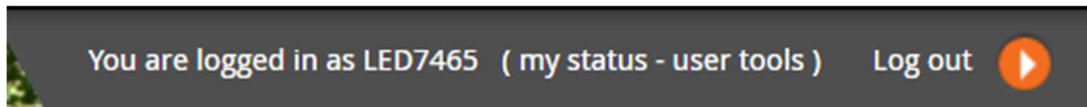


How to Submit Points for Honors

Go to honors.rit.edu. You should see a page that looks something like this:

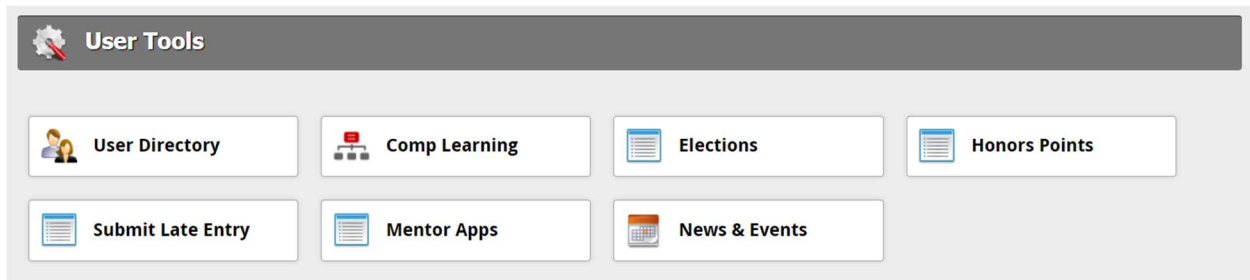


Click on "Login with your RIT Account". Once you log in, you'll see that the button you just clicked has changed to say "My Status" and "User Tools".



"My Status" - this lists all the requirements you've completed. You can use it to check your continuation each year to make sure you're on track to stay in the program.

"User Tools" - this has all the different options available to you as an honors student. You can apply to be an Honors Mentor or see nominees for Council elections, for example. There is also a button called "Honors Points". Click on this to submit.



You will be brought to another page where you can see what points, if any, that you have submitted.

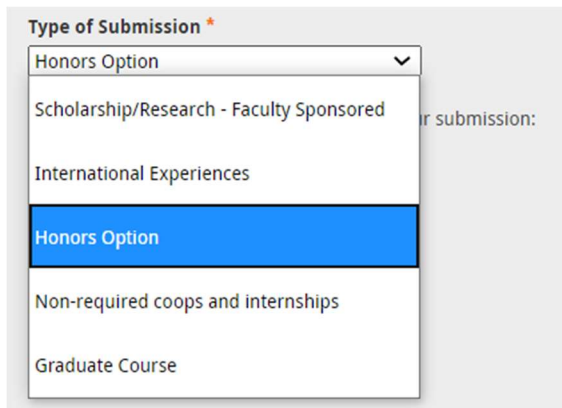


Click “submit honors points” to submit. You’ll be brought to a new page where information is required depending on the type of honors points.

Submitting for honors points is required for:

1. Scholarship / Research – Faculty Sponsored
2. International Experiences (Study Abroad)
3. Honors Options (formerly known as contract courses)
4. Non-required co-ops and internships
5. Graduate courses

Your first-year seminar and any other Honors course you take will count for points; however, these are taken directly from SIS and do not require self-reporting through the website.



Depending on the type of honors points you are submitting, you may need different information such as contact information and a description. Once you select the submission type, instructions will pop up specifying what you need.

You will receive a confirmation email once you submit and once again when your points are approved.

Last edited July 2020