

Learning and Study Process

Academic Success Center



2 Weekly

Creating study aids that organize and consolidate the course information in a format that suits your learning process and style.



Lecture



Notes



Text



Other Resources



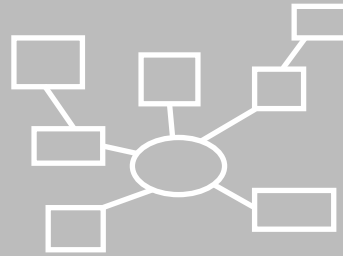
Ask Questions

Seek clarity on areas you are unsure about with professors, classmates, and other resources.




Create Visuals

Create charts, tables, or pictures to organize information and review.



Map It

Draw a visual representation of the information.




Organize Materials

Make concept sheets
Sort by formulas, vocabulary, concepts, and examples.



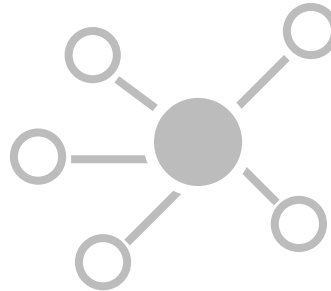
Outline It

Make a master outline.



Summarize

Write a chapter summary and compare it to the text summary.



Make Connections

Consider how the information relates to you; develop real-world examples.



Practice

Do example problems and compare your solutions to the example's steps and results.



Make Questions

Turn headings and objectives into questions, write questions on flashcards to quiz yourself



Teach

Explain topics and concepts to study groups, partners or someone not familiar with the topic



Learn Vocabulary

Make a 3-column vocabulary list with examples or diagrams; create Flashcards with definitions and examples



Memorize It

Make lists and flashcards for information that needs to be memorized