

# **Title IX and Sexual Misconduct Climate Survey Overview**

Stacy DeRooy

Title IX Coordinator

Office of Compliance & Ethics

September 2016

# Agenda

- Climate Survey Background
  - Legal compliance
  - Survey instrument
  - Survey administration
- Respondent Demographics
- Survey Responses
- Action Items

# Climate Survey Background

New York Education Law, Article 129-B  
(a.k.a Enough is Enough)



# Survey Instrument Selection

- Input from:
  - Institutional Research
  - NTID Research
  - TIX Team
  - University Survey Committee
- Education Advisory Board (EAB)
  - Ready for implementation
  - Analysis provided

# Survey Administration

- Spring 2016 registered students (14,525) on the Henrietta campus invited to participate
- Survey administration occurred from February 15 to March 6, 2016
- E-mail invites with 3 follow up e-mails
- Engagement
  - Social media
  - Pizza & Participation events

# Survey Sections

- Perception of Climate
- Sexual Violence Prevention Training
- Sexual Violence Experiences
- Relationship Dynamics
- Community Behaviors
- Community Attitudes

# Survey Background

# Survey Response


## EAB Sample



# 17%

# Response Rate

February 15 to March 6 – Survey Window



= 10,000



# Survey Response

## RIT Sample

19%

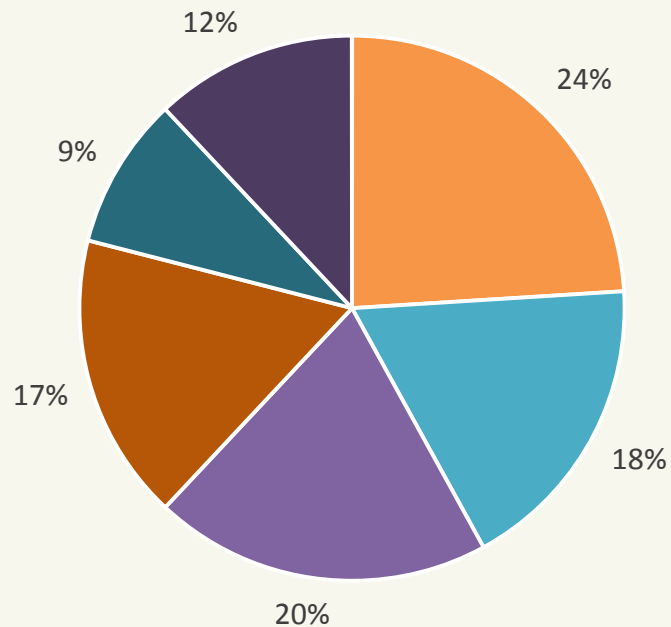
# Response Rate

February 15 to March 6 – Survey Window



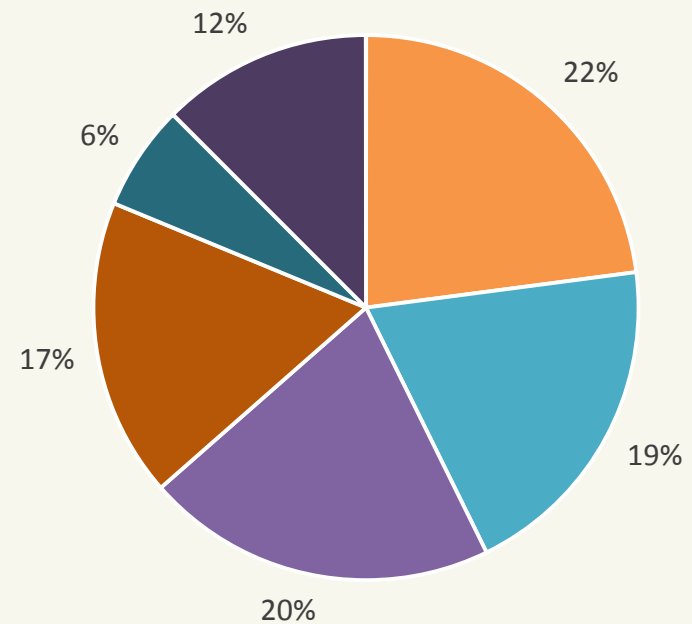
# Respondent Demographics

## Class Standing-RIT



- 1st year
- 3rd Year
- 5th Year (or higher)
- 2nd Year
- 4th Year
- Graduate Students

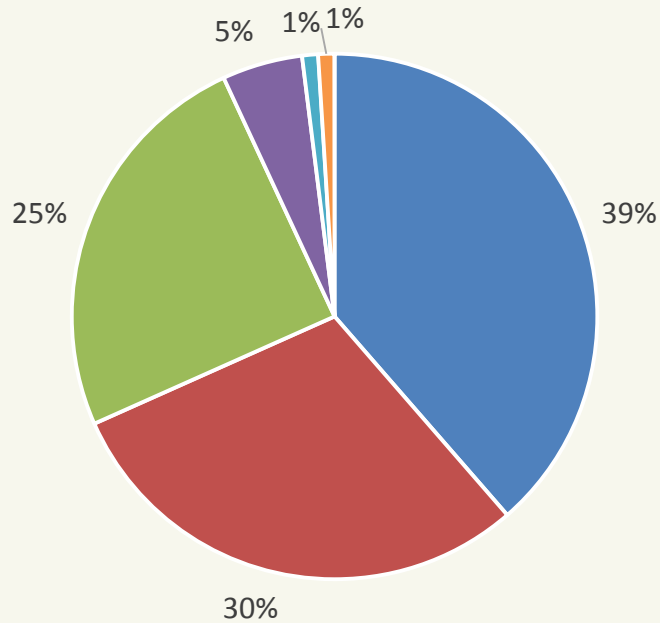
## Class Standing-Cohort



- 1st year
- 3rd Year
- 5th Year (or higher)
- 2nd Year
- 4th Year
- Graduate

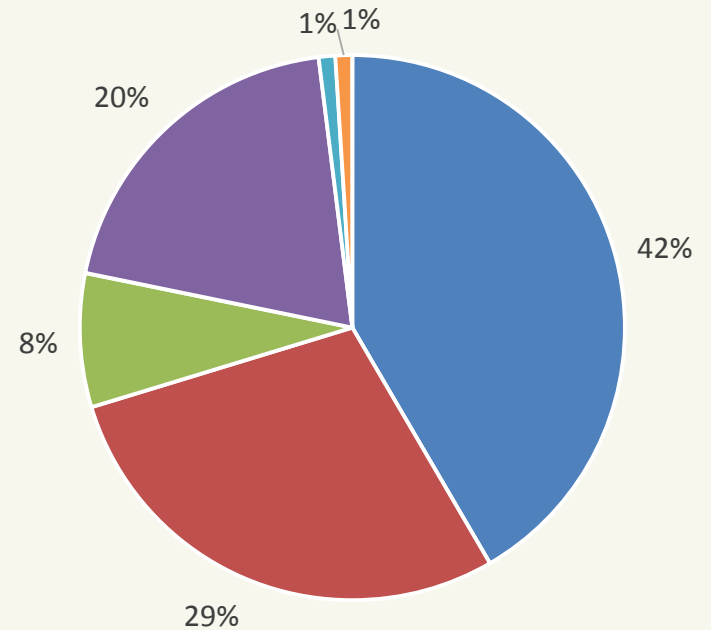
# Demographics

Place of Residence-RIT



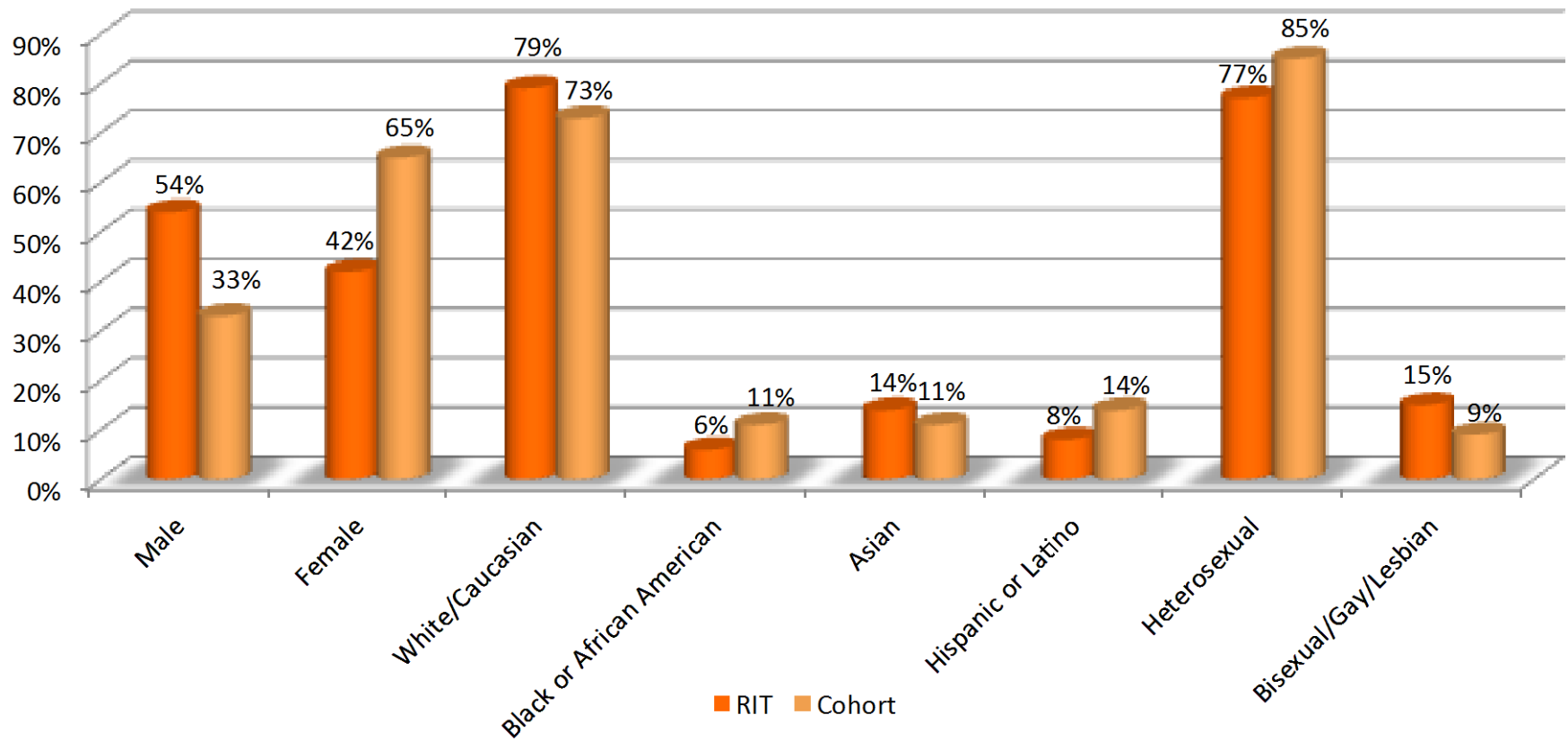
- Off Campus Apt/house
- Residence Hall
- On-Campus apt/house
- Family home
- Other
- Greek living

Place of Residence-Cohort



- Off Campus Apt/house
- Residence Hall
- On-Campus apt/house
- Family home
- Other
- Greek living

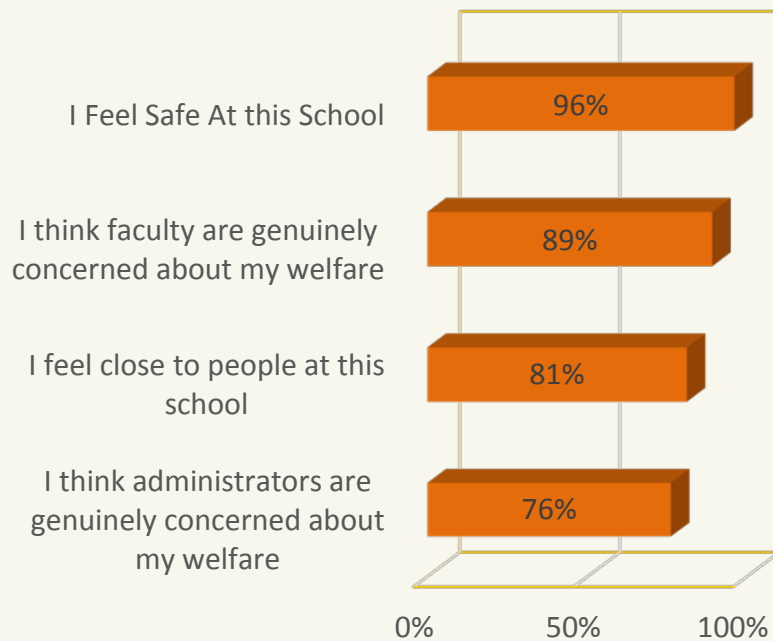
# Demographics



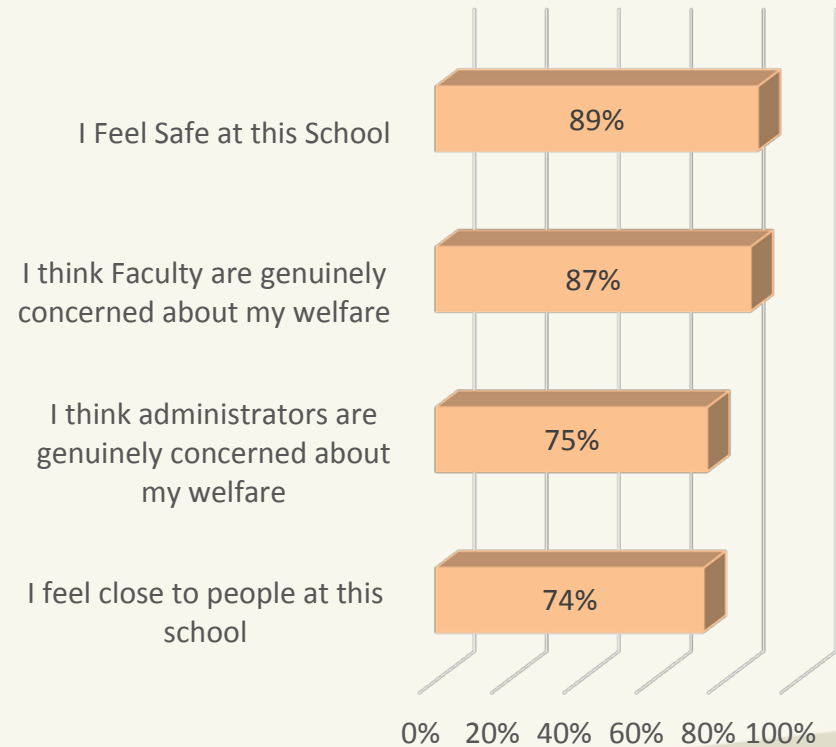
# Campus Climate

# Perception of Climate

RIT respondents



Cohort respondents



# Sexual Harassment

## RIT Response

Has anyone done the following to you since the beginning of the school year	Yes
Made Sexist remarks or jokes in your presence	55%
Said Crude, sexual things to you	21%
Emailed, texted, or used social media to send offensive content	14%
Seemed to be bribing you if you agreed to engage in a romantic or sexual relationship	8%

## Cohort Response

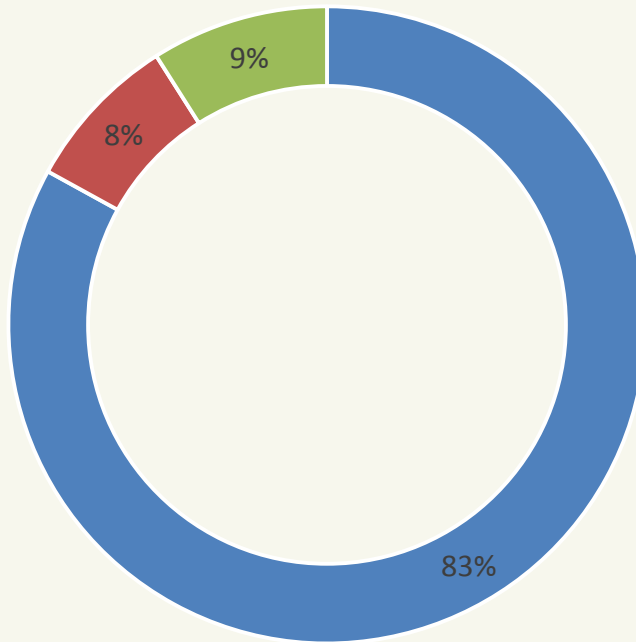
Has anyone done the following to you since the beginning of the school year	Yes
Made Sexist remarks or jokes in your presence	47%
Said Crude, sexual things to you	20%
Emailed, texted, or used social media to send offensive content	14%
Seemed to be bribing you if you agreed to engage in a romantic or sexual relationship	8%

# Training



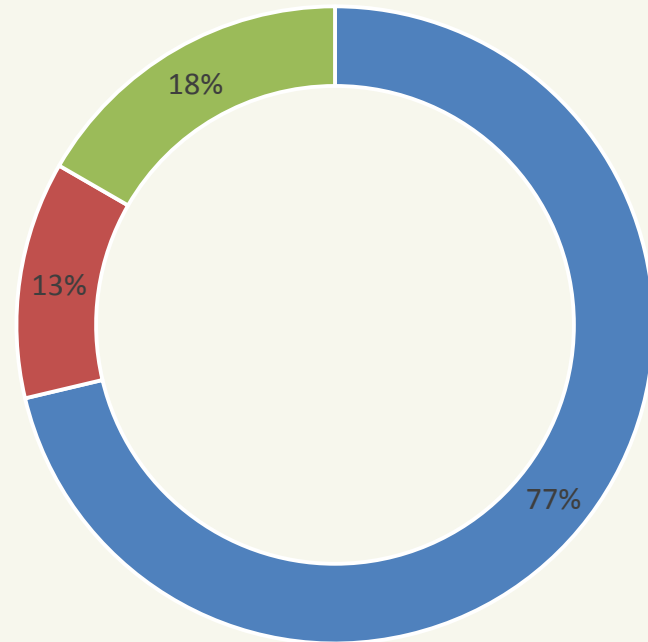
# Sexual Violence Prevention or Training

First Year-RIT



■ Yes ■ No ■ I do not recall

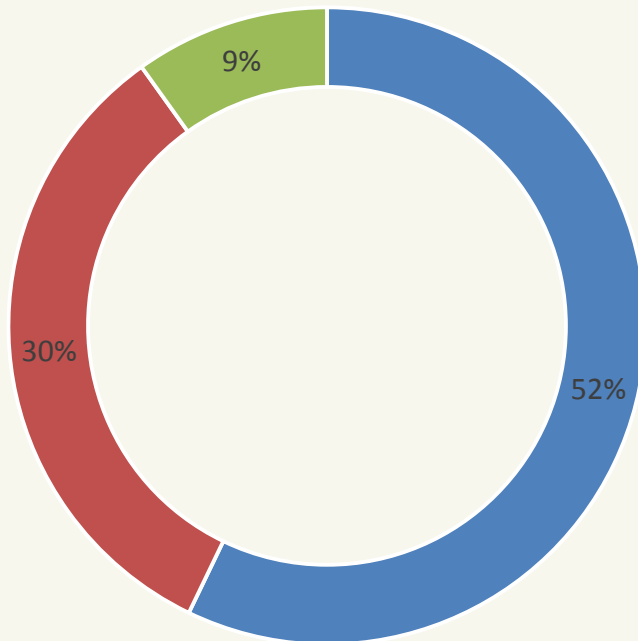
First Year-Cohort



■ Yes ■ No ■ I do not recall ■

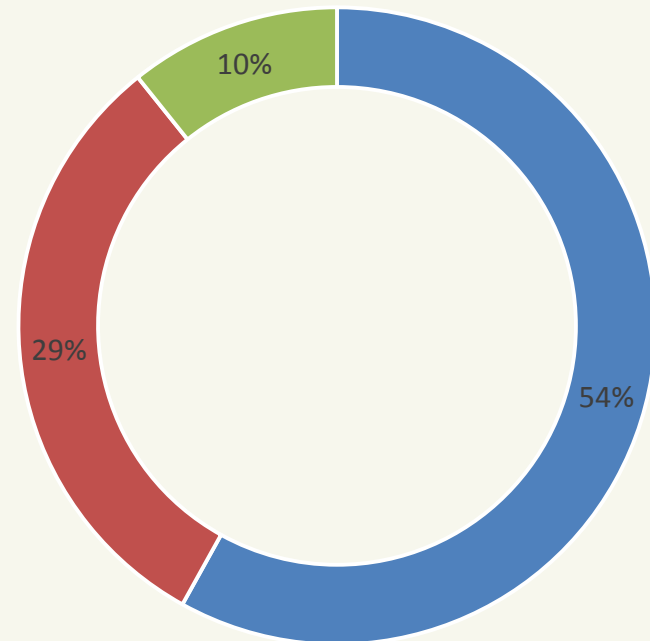
# Sexual Violence Prevention or Training

All Years-RIT



■ Yes ■ No ■ I do not recall

All Years



■ Yes ■ No ■ I do not recall ■

# Sexual Violence Experience

# RIT Students who experienced Sexual Misconduct since Fall 2015

**Sexual Misconduct** anything from unwanted kissing or touching to non consensual sexual acts

**9%** of respondents experienced at least one incident of sexual misconduct since the beginning of the school year

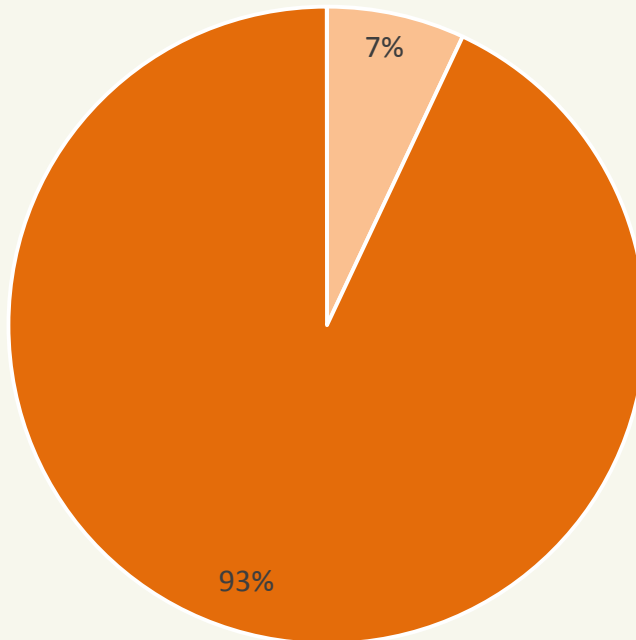
# Factors related to incidents

Relationship to the perpetrator	RIT	Cohort
Acquaintance or peer	43%	39%
Friend	40%	33%
No prior relationship	28%	31%

Location of incident	RIT	Cohort
On-campus residence	53%	38%
Off-campus residence	41%	36%
Bar, night club, dance club	10%	21%

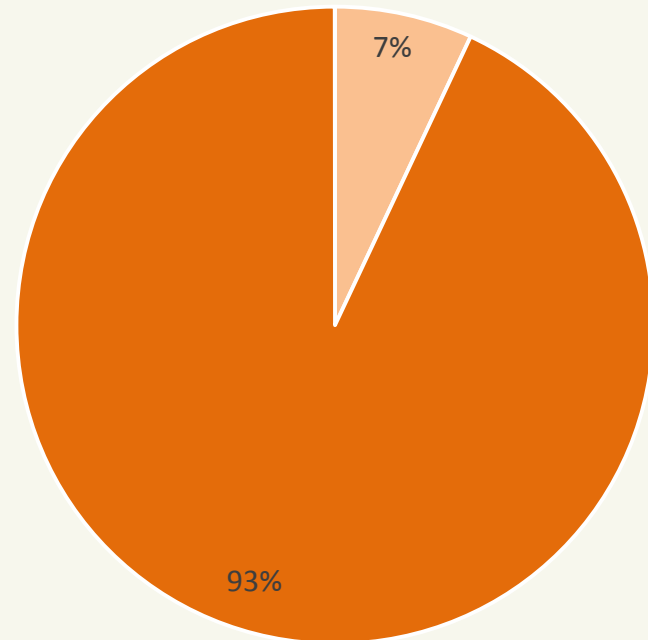
# Reporting of incidents

RIT



■ Yes ■ No

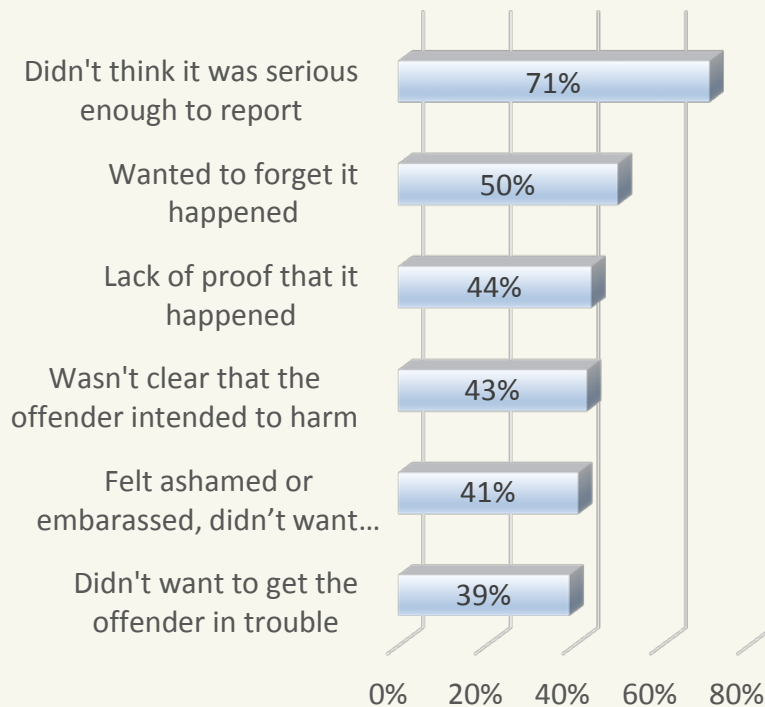
Cohort



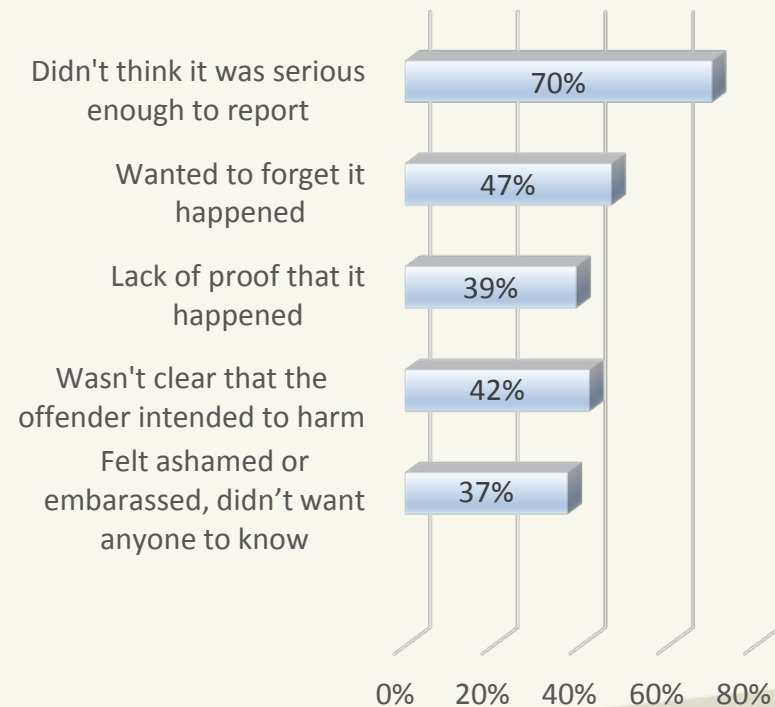
■ Yes ■ No

# Reporting of Incidents

## Thoughts and concerns when deciding to report (RIT)



## Thoughts and concerns when deciding to report (Cohort)



# Relationship Dynamics



# Intimate Partner Violence

Respondents who  
were in a relationship  
during the school year

**7%**

Experienced intimate  
partner violence-RIT  
6%- Cohort

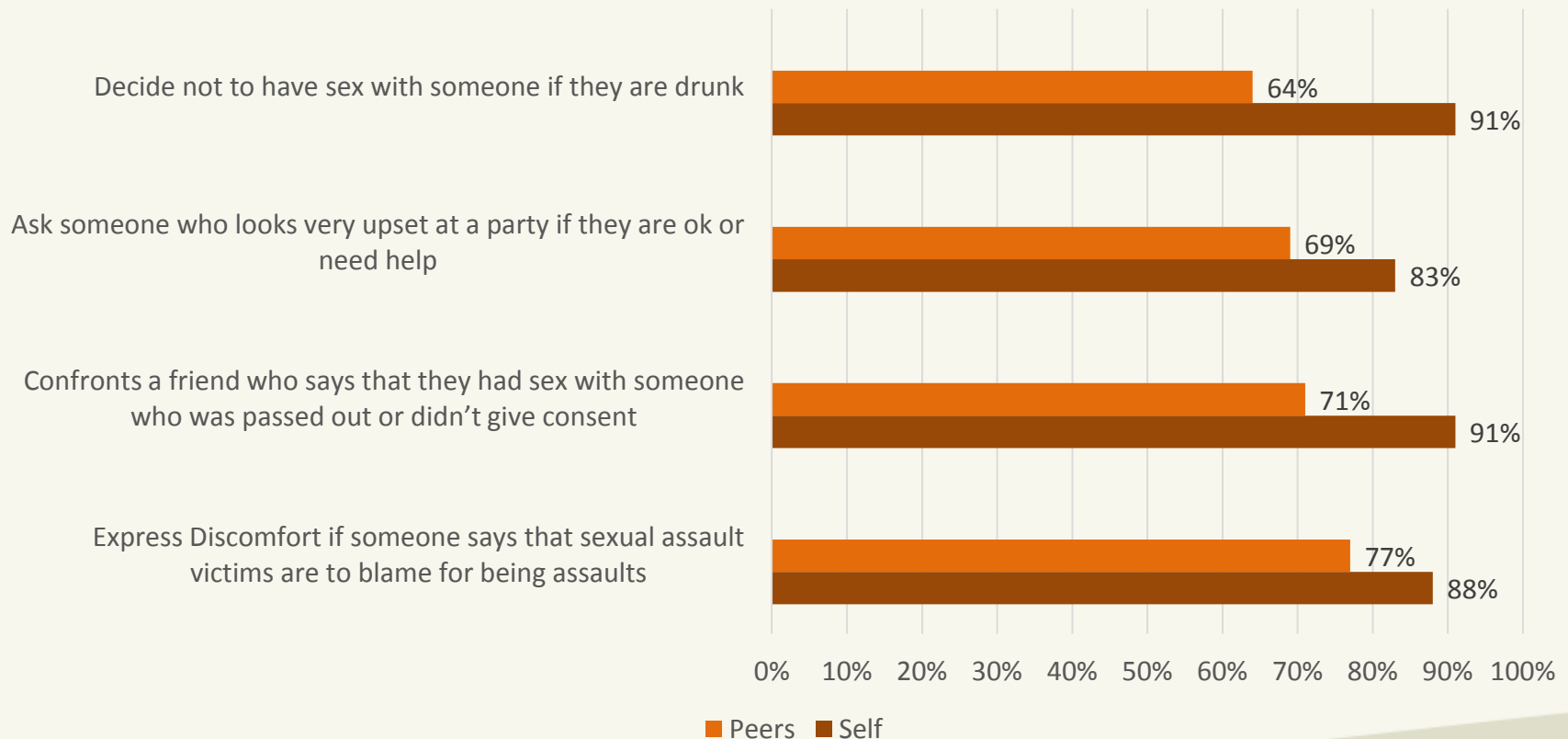
Respondents who  
experienced intimate  
partner violence during the  
school year

**15%**

Experienced  
physical injury-RIT  
11%-Cohort

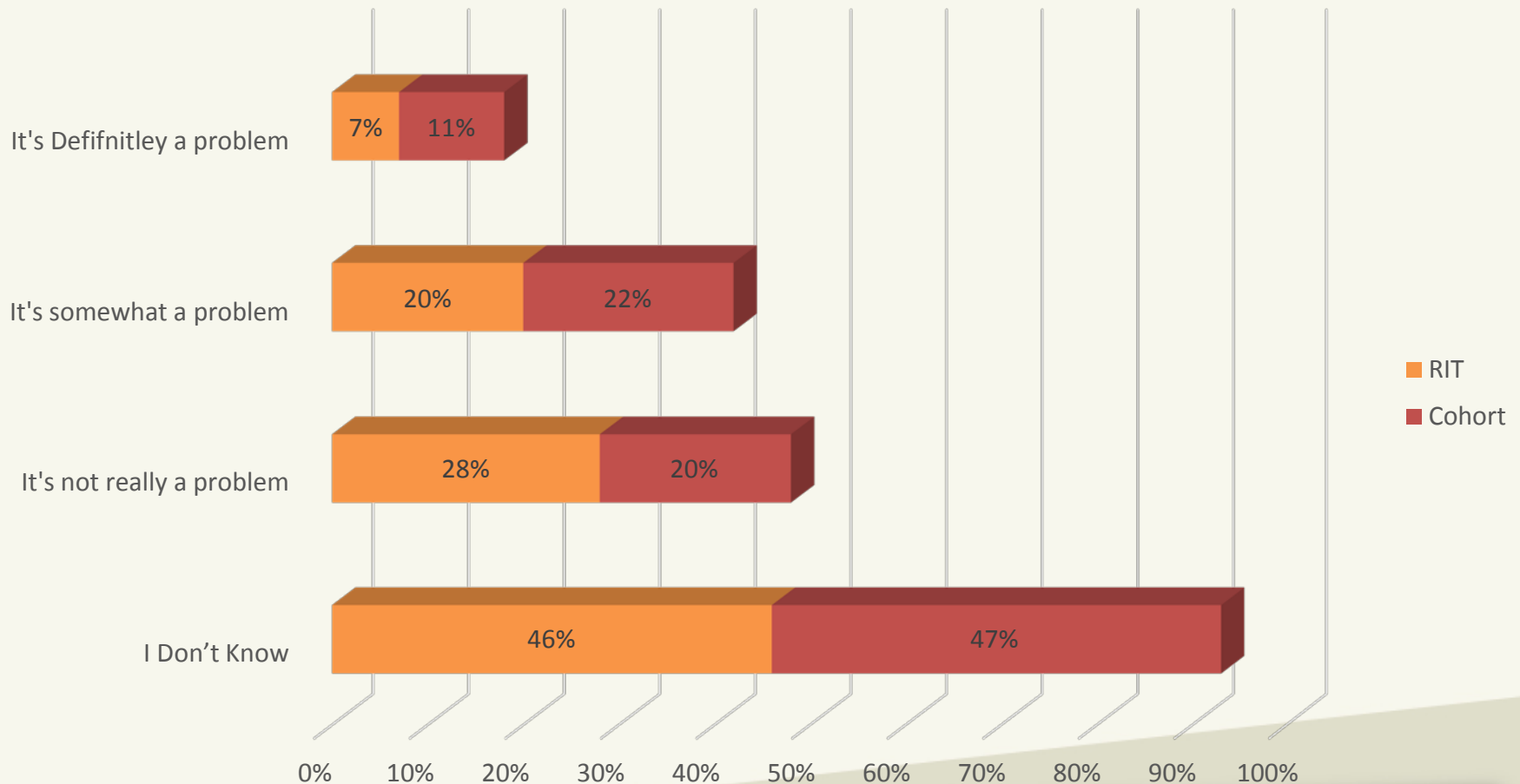
# Community Behaviors: Bystander

Percent of respondents that rated themselves and their peers as likely/very likely to engage in the following behaviors:



# Community Attitudes

How much of a problem is sexual misconduct at your school?



# Action Items

- Increase awareness and training for students beyond first year
  - Invest in **Campus Clarity Module** for returning students
  - Create workshops and educational programming to address and involve relevant community members
  - Tailor programming to participants, acknowledging special needs and concerns of particular RIT communities

# Action Items

- Continue to build a culture of consent, respect non-violence
  - Offer learning opportunities that are interactive with multiple points of contact reinforcing message of consent, risk mitigation, respect and non-violence
  - Partner with external resources and agencies to bolster available services to RIT community
  - Promote active bystander campaign
  - Peer-to-peer programming

# Action Items

- Continue encouraging individuals to report sexual misconduct
  - **Continue working on methods to make reporting easy, safe and nonthreatening**
  - **Promote resources and support available to reporting individuals to reinforce safe and supportive environment**
  - **Continue training staff on trauma-informed investigation techniques and care**
  - **Emphasize RIT policies of non-retaliation**

# Questions?

