



US007554586B1

(12) **United States Patent**  
**Imai et al.**

(10) **Patent No.:** **US 7,554,586 B1**  
(45) **Date of Patent:** **Jun. 30, 2009**

(54) **SYSTEM AND METHOD FOR SCENE IMAGE ACQUISITION AND SPECTRAL ESTIMATION USING A WIDE-BAND MULTI-CHANNEL IMAGE CAPTURE**

(75) Inventors: **Francisco Hideki Imai**, Rochester, NY (US); **Roy Stephen Berns**, Pittsford, NY (US)

(73) Assignee: **Rochester Institute of Technology**, Rochester, NY (US)

(\*) Notice: Subject to any disclaimer, the term of this patent is extended or adjusted under 35 U.S.C. 154(b) by 624 days.

(21) Appl. No.: **09/692,923**

(22) Filed: **Oct. 20, 2000**

#### Related U.S. Application Data

(60) Provisional application No. 60/160,565, filed on Oct. 20, 1999.

(51) **Int. Cl.**  
**H04N 9/083** (2006.01)

(52) **U.S. Cl.** ..... **348/269; 348/270**

(58) **Field of Classification Search** ..... **348/188, 348/266, 268-270, 370, 371, 360, 361, 342**  
See application file for complete search history.

(56) **References Cited**

#### U.S. PATENT DOCUMENTS

3,684,824 A	8/1972	Koenig
3,714,875 A	2/1973	Yost, Jr.
3,720,146 A	3/1973	Yost, Jr.
3,758,707 A	9/1973	Keller et al.
3,785,812 A	1/1974	Matsumoto
3,796,826 A	3/1974	Kerr
3,806,633 A	4/1974	Coleman
3,922,714 A	11/1975	Delavie
3,975,748 A	8/1976	Green et al.
4,086,616 A	4/1978	Catano et al.
4,134,683 A	1/1979	Goetz et al.

4,215,273 A	7/1980	Stokes et al.
4,220,701 A	9/1980	Robillard
4,229,754 A	10/1980	French
4,282,527 A	8/1981	Winderman et al.
4,285,009 A	8/1981	Klopsch
4,328,515 A	5/1982	Wellendorf
4,393,399 A	7/1983	Gast et al.
4,402,611 A	9/1983	Yuasa
4,402,704 A	9/1983	Raisin et al.

(Continued)

#### OTHER PUBLICATIONS

Ohta, "Colorimetric Analysis in the Design of Color Films: A Perspective," *Journal of Imaging Science and Technology*, 36:63-72 (1992).

(Continued)

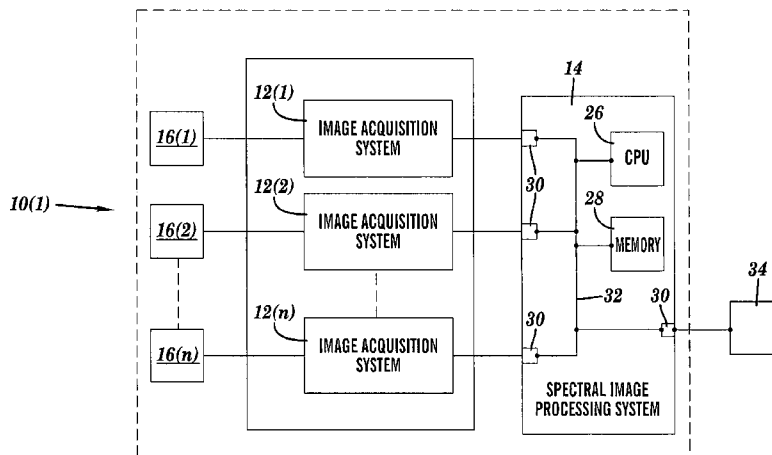
Primary Examiner—Timothy J Henn

(74) Attorney, Agent, or Firm—Nixon Peabody LLP

(57) **ABSTRACT**

A system and method for multi-spectral image capture of a first scene includes acquiring a first series of images of the first scene with one or more image acquisition systems and filtering each of the first series of images of the scene with a different non-interference filter, illuminating each image of the first series of images with a different illuminant, or acquiring each of the images of the first series of images with a different image acquisition system. Each of the image acquisition systems has at least one color channel, each of the non-interference filters has a different spectral transmittance, and each of the illuminants has a different spectral power distribution.

**24 Claims, 7 Drawing Sheets**



## U.S. PATENT DOCUMENTS

4,463,380 A 7/1984 Hooks, Jr.  
 4,464,677 A 8/1984 Kuhn et al.  
 4,476,487 A 10/1984 Klie et al.  
 4,577,219 A 3/1986 Klie et al.  
 4,596,930 A 6/1986 Steil et al.  
 4,599,001 A 7/1986 Richard  
 4,642,778 A 2/1987 Hieftje et al.  
 4,648,057 A 3/1987 Wagstaff et al.  
 4,709,144 A 11/1987 Vincent  
 4,758,075 A 7/1988 Hatano  
 4,794,398 A 12/1988 Raber et al.  
 4,806,750 A 2/1989 Vincent  
 4,866,454 A 9/1989 Droessler et al.  
 4,925,420 A 5/1990 Fourche et al.  
 4,982,150 A 1/1991 Silverstein et al.  
 5,067,158 A 11/1991 Arjmand  
 5,068,597 A 11/1991 Silverstein et al.  
 5,072,109 A 12/1991 Aguilera, Jr. et al.  
 5,093,763 A \* 3/1992 Vanderschuit et al. .... 362/18  
 5,109,276 A 4/1992 Nudelman et al.  
 5,132,802 A \* 7/1992 Osthues et al. .... 348/262  
 5,149,972 A 9/1992 Fay et al.  
 5,164,858 A 11/1992 Aguilera, Jr. et al.  
 5,200,838 A 4/1993 Nudelman et al.  
 5,248,977 A 9/1993 Lee et al.  
 5,265,172 A 11/1993 Markandey et al.  
 5,289,295 A 2/1994 Yumiba et al.  
 5,300,777 A 4/1994 Goodwin  
 5,300,778 A 4/1994 Norkus et al.  
 5,319,472 A 6/1994 Hill et al.  
 5,347,378 A \* 9/1994 Handschy et al. .... 349/78  
 5,371,542 A 12/1994 Pauli et al.  
 5,400,169 A 3/1995 Eden  
 5,420,704 A 5/1995 Winkelman  
 5,479,255 A 12/1995 Denny et al.  
 5,479,258 A 12/1995 Hinnrichs et al.  
 5,513,128 A 4/1996 Rao  
 5,535,314 A 7/1996 Alves et al.  
 5,539,517 A 7/1996 Cabib et al.  
 5,543,940 A 8/1996 Sherman  
 5,568,186 A 10/1996 Althouse  
 5,572,607 A 11/1996 Behrends  
 5,668,890 A 9/1997 Winkelman  
 5,680,150 A 10/1997 Shimizu et al.  
 5,724,135 A 3/1998 Bernhardt  
 5,729,465 A 3/1998 Barbaresco  
 5,731,621 A 3/1998 Kosai  
 5,748,236 A \* 5/1998 Shibazaki .... 348/270  
 5,760,899 A 6/1998 Eismann  
 5,781,336 A 7/1998 Coon et al.  
 5,838,938 A 11/1998 Morgan  
 5,850,418 A 12/1998 Van De Kerkhof

5,864,364 A \* 1/1999 Ohyama et al. .... 348/211.14  
 5,887,082 A 3/1999 Mitsunaga et al.  
 5,889,554 A 3/1999 Mutze  
 5,900,942 A 5/1999 Spiering  
 5,915,036 A 6/1999 Grunkin et al.  
 5,915,279 A 6/1999 Cantrall et al.  
 5,920,399 A 7/1999 Sandison et al.  
 5,923,049 A 7/1999 Böhm et al.  
 5,926,282 A 7/1999 Knobloch et al.  
 5,926,283 A 7/1999 Hopkins  
 5,929,985 A 7/1999 Sandison et al.  
 6,100,929 A \* 8/2000 Ikeda et al. .... 348/262  
 6,256,067 B1 \* 7/2001 Yamada .... 348/370  
 6,292,212 B1 \* 9/2001 Zigadlo et al. .... 348/33

## OTHER PUBLICATIONS

Saunders et al., "Image Processing at the National Gallery: The VASARI Project," National Gallery Technical Bulletin, 14:72-85(1993).  
 Hunt, "Objectives in Colour Reproduction," *The Reproduction of Colour*, 5<sup>th</sup> ed., England:Fountain Press, Chapter 11, pp. 222-242 (1995).  
 Burns, "Analysis of Image Noise in Multispectral Color Acquisition," Ph.D. Dissertation, Rochester Institute of Technology, pp. 1-178 (1997).  
 Overheads used in presentation of "Multi-Spectral-Based Color Reproduction Research" at the Munsell Color Science Laboratory, Rochester Institute of Technology, Rochester, New York (1998). Not Distributed.  
 Overheads used in presentation of "High-Resolution Multi-Spectral-Based Archives-A Hybrid Approach" at the Munsell Color Science Laboratory, Rochester Institute of Technology, Rochester, New York (1998). Not Distributed.  
 König et al., "The Practice of Multispectral Image Acquisition," *International Symposium on Electronic Capture and Publishing, Proc. SPIE*, 3409:34-41 (1998).  
 Berns et al., "Multi-spectral-based color reproduction research at the Munsell Color Science Laboratory," *Proceedings of SPIE*, 3409:14-25 (1998).  
 Imai et al., "High-Resolution Multi-Spectral Image Archives: A Hybrid Approach," *Final Program and Proceedings of IS & T/SID*, pp. 224-227 (1998).  
 Imai et al., "Spectral Estimation Using Trichromatic Digital Cameras," *International Symposium on Multispectral Imaging And Color Reproduction for Digital Archives*, pp. 42-49 (1999).  
 Imai et al., "A Comparative Analysis of Spectral Reflectance Reconstruction in Various Spaces Using a Trichromatic Camera System," *Final Program and Proceedings of IS&T and SID*, pp. 21-25 (1999).  
 Imai et al., "A Comparative Analysis of Spectral Reflectance Estimated in Various Spaces Using a Trichromatic Camera System," *Journal of Imaging Science and Technology*, 44:280-287 (2000).

\* cited by examiner

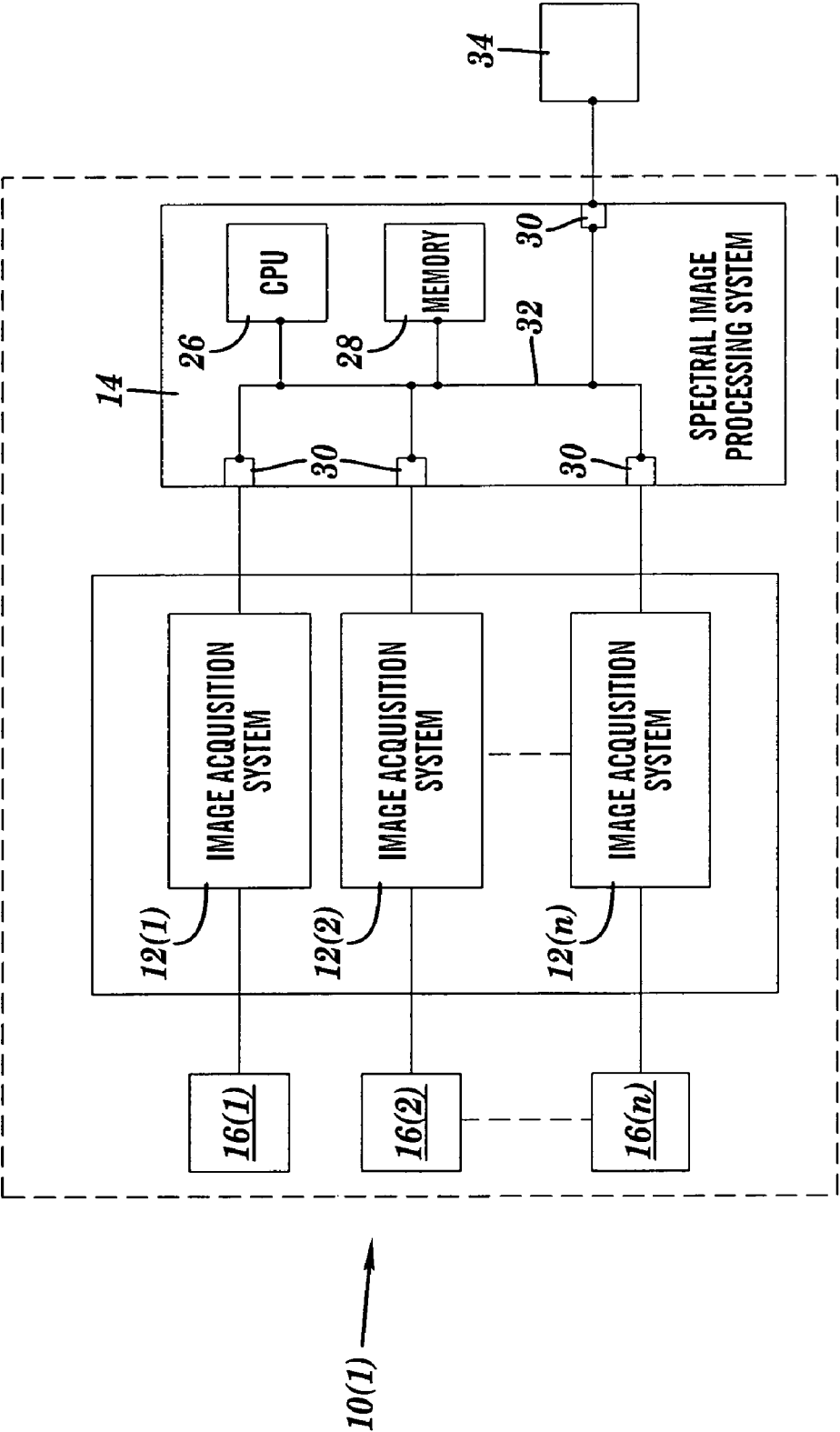
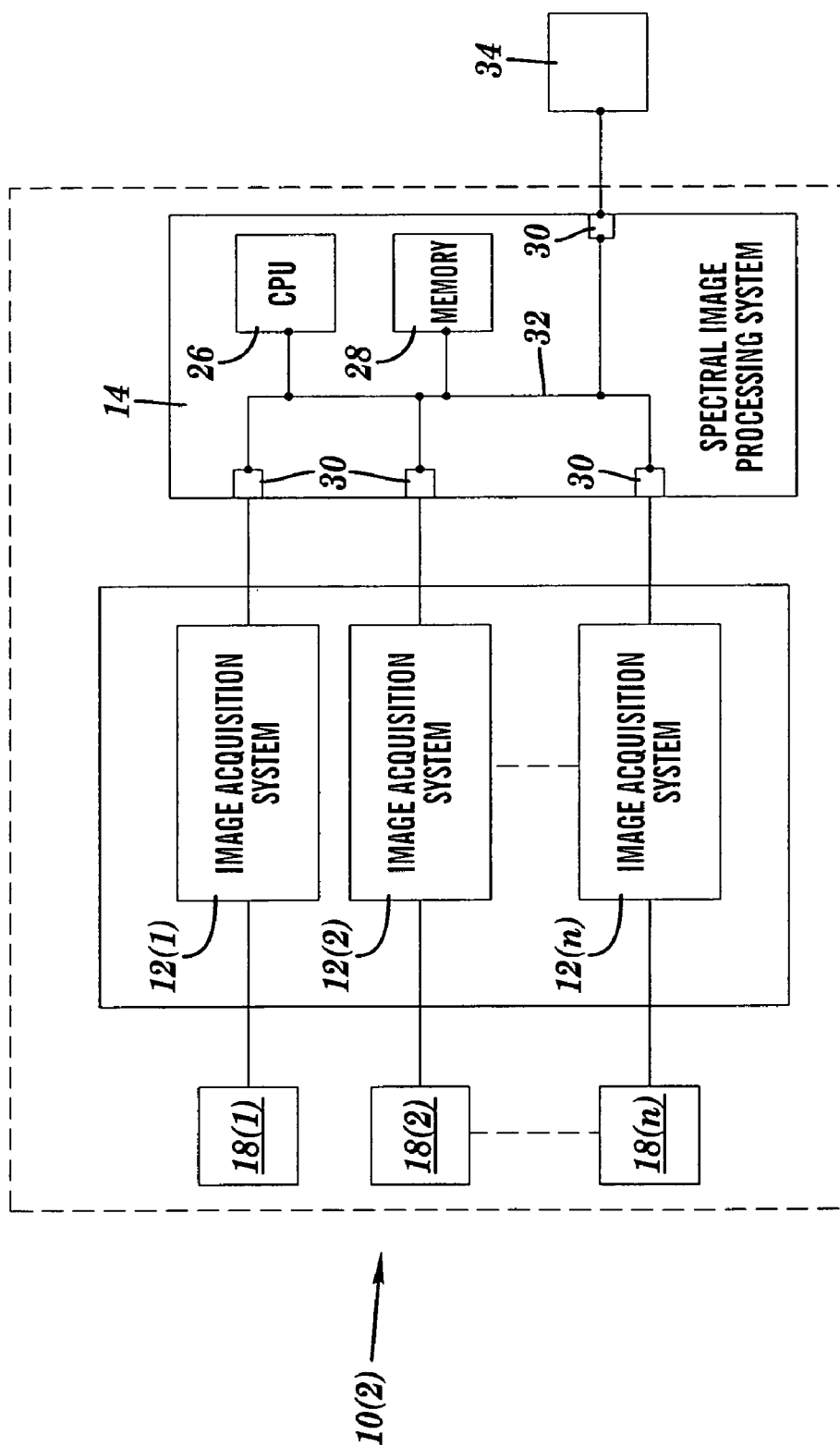
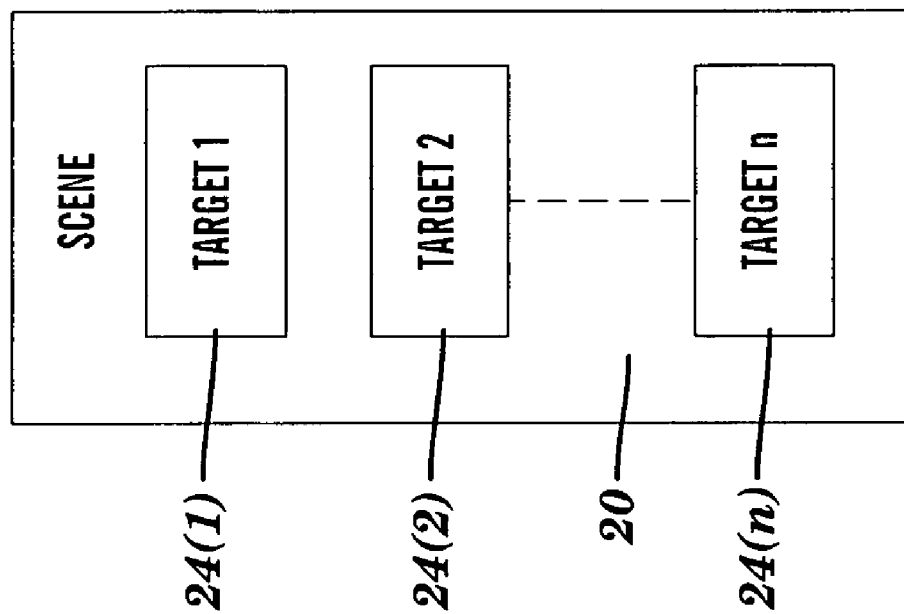


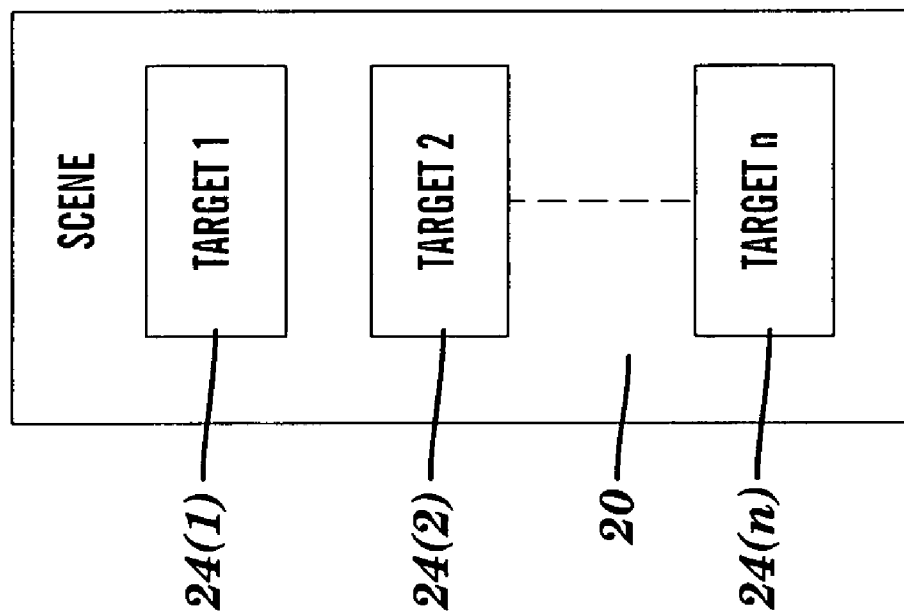
FIG. 1A



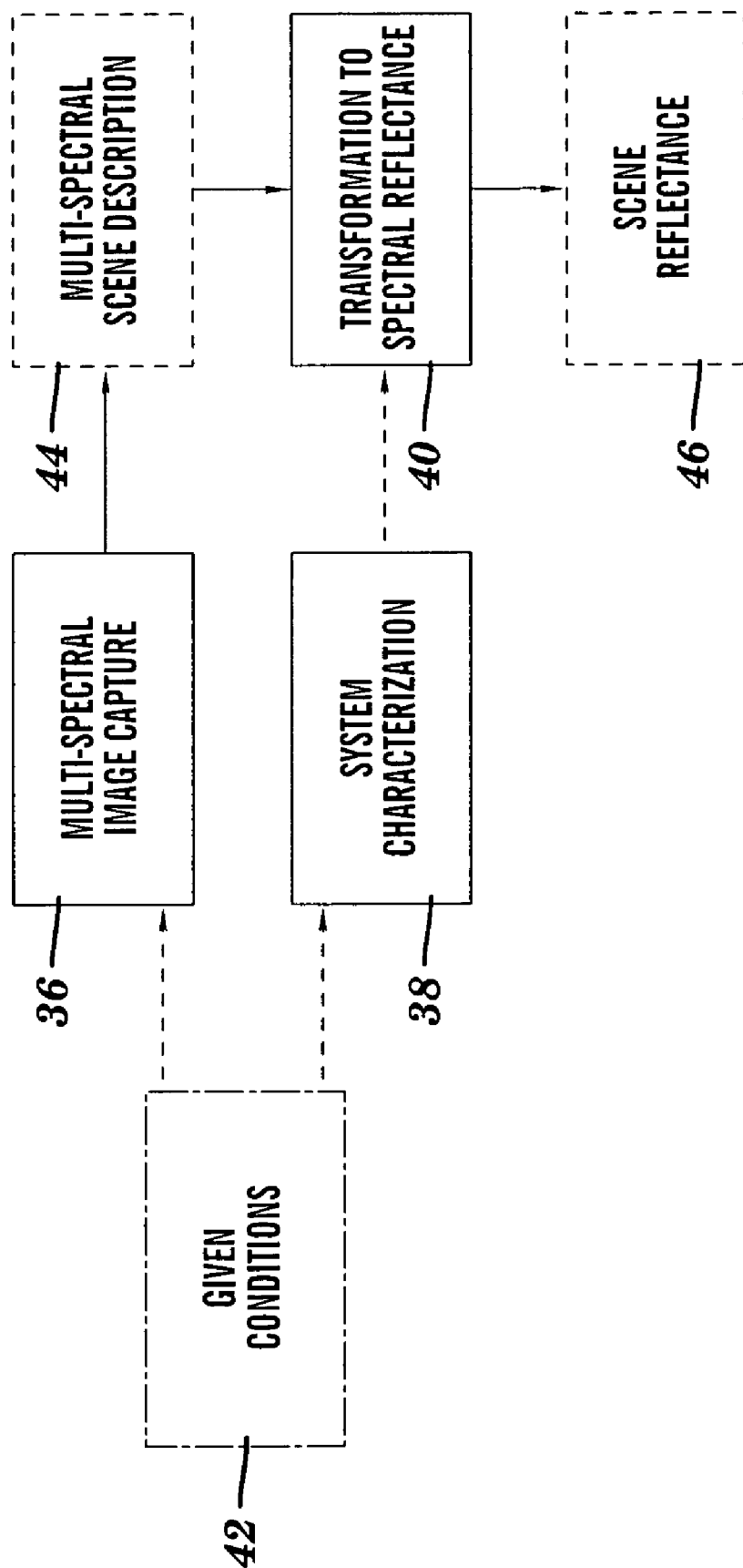
**FIG. 1B**



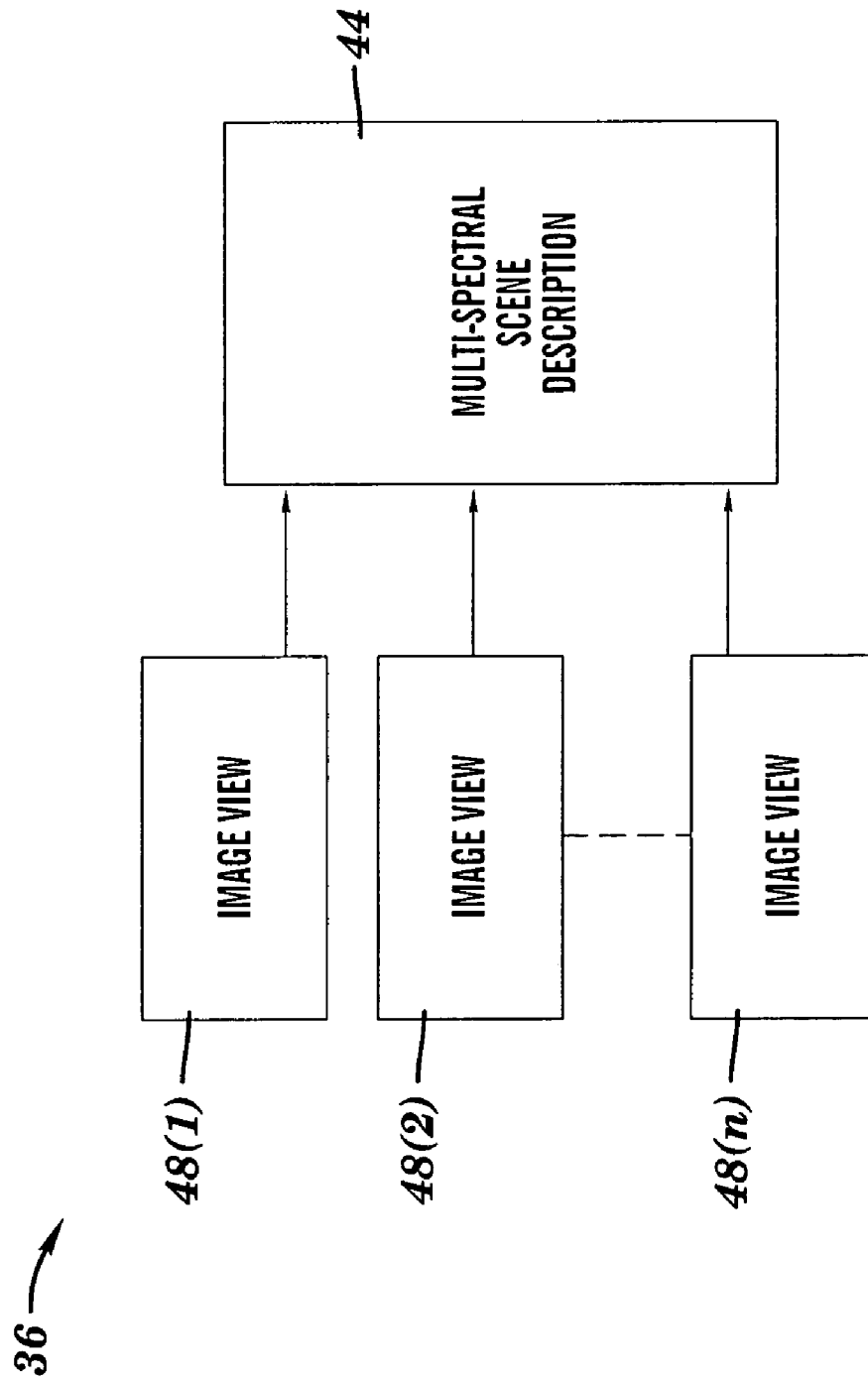
**FIG. 2A**

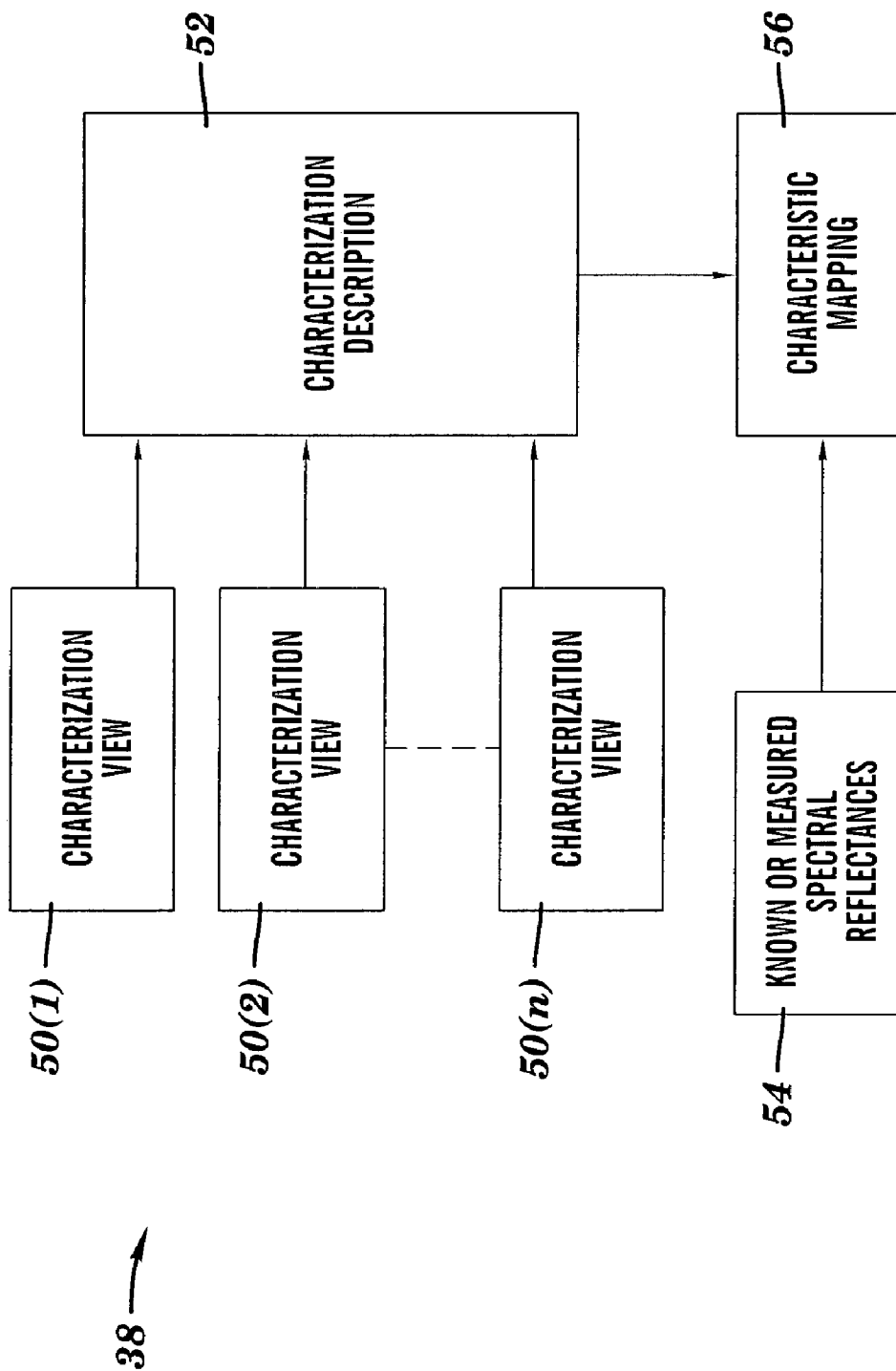


**FIG. 2B**



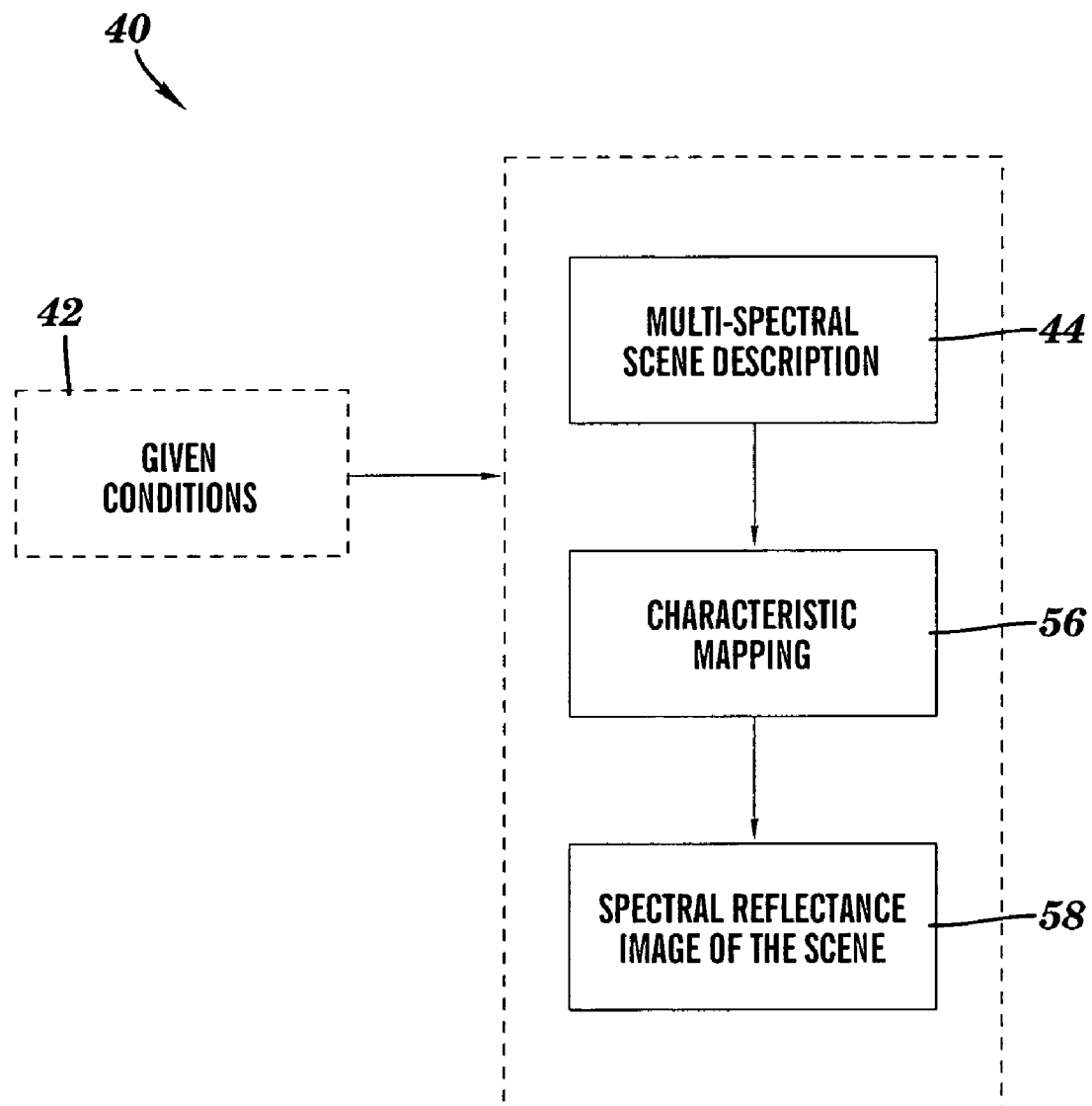
**FIG. 3**

**FIG. 4**



**FIG. 5**



**FIG. 6**

1

# SYSTEM AND METHOD FOR SCENE IMAGE ACQUISITION AND SPECTRAL ESTIMATION USING A WIDE-BAND MULTI-CHANNEL IMAGE CAPTURE

This application claims the benefit of U.S. Provisional Patent Application Ser. No. 60/160,565 filed on Oct. 20, 1999, which is herein incorporated by reference.

## FIELD OF THE INVENTION

The invention relates generally to methods for capturing multi-spectral images and, more particularly, to a method and system for spectral image representation capture used for accurate spectral estimation using statistical analysis of the sampled spectral reflectances of objects in the scene.

## BACKGROUND OF THE INVENTION

Traditional image capture involves the concatenation of two reproduction processes, photography and scanning. Unfortunately, traditional photography or the use of digital cameras using three channels is inherently device metamerism and cannot reproduce the colors of the original object under different illuminants and for different observers. As a consequence, large color distortions can result during the image recording process. In other words, the colors of reproduced images may not accurately match the colors of the original scene or object. Furthermore, the variance in match equality due to device metamerism can be large, resulting in a dramatic reduction in color quality. Consequently, unless the color components in a reproduced image spectrally match those of the original image, metamerism will occur resulting in an observable difference between the original and the reproduced image under different light

Metamerism is a situation in which spectrally different color stimuli look alike to a human because they have the same tristimulus values. Metamerism also defines apparent changes in color in a reproduction as compared to the original, as seen by an observer under different types of illumination, e.g., daylight vs. incandescent light, or by different observers under a single illumination. The reason for metamerism is that the observed color is a product of the color in the image and the color of the illumination, different color components in an image reflect the light differently. Device metamerism is a situation in which spectrally different color stimuli are represented with identical records by an image capture system.

Image editing is used to correct these observable differences between the original and the reproduced image. Unfortunately, editing not only consumes time and resources, but it is limited in how far it corrects the inherent limitations in color photography. Although the images can be pleasing, they are often unacceptable in terms of color accuracy. As a result, it is impossible to accurately capture original objects using the conventional techniques of photography and scanning.

To ensure that a color match occurs for all observers and under all lighting conditions a spectral match must be achieved. As a result, an image acquisition system should be able to provide signals that lead to a multi-spectral description of a scene. To obtain a multi-spectral description of a scene a variety of different multi-spectral imaging methods and systems have been disclosed, such as in: U.S. Pat. No. 3,684,824; U.S. Pat. No. 3,714,875; U.S. Pat. No. 3,720,146; U.S. Pat. No. 3,758,707; U.S. Pat. No. 4,134,683; U.S. Pat. No. 4,866,454; U.S. Pat. No. 5,109,276; U.S. Pat. No. 5,889,554; and U.S. Pat. No. 5,900,942 which are all herein incorporated by

2

reference. Many of these systems rely upon multi-spectral image acquisition where light reaching a monochrome digital camera is attenuated by a set of narrow-band interference filters which are shifted in series in front of the camera lens.

Unfortunately, when using interference filters for image acquisition a major problem is caused by the transmittance characteristic of the filters which is dependent upon the angle of incidence. For example, in order to image a painting with horizontal dimensions of one meter from a distance of two meters between the painting and the filter, there is angle of incidence  $14^\circ$  for points in the extremities. Simulations have shown that this causes color differences of  $2\Delta E^*_{ab}$  units in relation to the image obtained at  $0^\circ$  angle of incidence.

Another problem of using interference filters in image acquisition is that the surfaces of the interference filters are not exactly coplanar which results in spatial shifts and distortions within the captured image. Further, there may be inter-reflections caused by light bouncing between the interference filters and the camera lens. As a result, these technical problems have prevented the realization of practical multi-spectral imaging using interference filters without a considerable degree of expertise in multi-spectral imaging as well as complex image processing.

## SUMMARY OF THE INVENTION

A method for multi-spectral image capture of a first scene in accordance with one embodiment of the present invention includes acquiring a first series of images of the first scene with one or more image acquisition systems and filtering each of the first series of images of the scene with a different non-interference filter from a set of non-interference filters. Each of the image acquisition systems has two or more color channels and each of the channels has a different spectral sensitivity. Each of the non-interference filters in the set of the non-interference filters has a different spectral transmittance.

An apparatus for multi-spectral image capture of a first scene in accordance with another embodiment of the present invention includes one or more image acquisition systems and a set of non-interference filters. Each of the image acquisition systems has two or more color channels with each of the channels having a different spectral sensitivity. Each of the image acquisition systems also acquires a first series of images of the first scene. Each of the non-interference filters has a different spectral transmittance, is positioned between the scene and the image acquisition system, and filters a different image in series of images.

A method for multi-spectral image capture of a first scene in accordance with another embodiment of the present invention includes providing two or more image acquisition systems which each have at least one spectrally unique color channel and acquiring a first series of images of the first scene. Each of the images of the first series of images is acquired with a different one of the image acquisition systems.

An apparatus for multi-spectral image capture of a first scene in accordance with another embodiment of the present invention includes two or more image acquisition systems. Each of the image acquisition systems has at least one spectrally unique color channel and each image of the first series of images is acquired with a different one of the image acquisition systems.

A method for multi-spectral image capture of a first scene in accordance with yet another embodiment of the present invention includes acquiring a first series of images of the first scene with one or more image acquisition systems and illuminating each image of the first series of images with a different illuminant from a set of two or more illuminants.

3

Each of the image acquisition systems has two or more color channels with each of the channels having a different spectral sensitivity. Each illuminant has a different spectral power distribution.

An apparatus for multi-spectral image capture of a first scene in accordance with yet another embodiment of the present invention includes an image acquisition system and a set of two or more illuminants. Each image acquisition system has two or more color channels with each of the color channels having a different spectral sensitivity. Each of the illuminants has a different spectral power distribution and illuminates one of the images of the first scene.

A method for estimating spectral reflectances in accordance with yet another embodiment of the present invention includes a few steps. Samples of known spectral reflectances which are representative of colorants of a first scene are obtained. A first multi-spectral description of the first scene from the samples is acquired. A transformation which maps channels of the first multi-spectral description of the first scene back to the known spectral reflectances is derived. A second multi-spectral description of a second scene is acquired. The transformation is applied to the second multi-spectral description of the second scene to generate spectral reflectances for the second scene.

A system for estimating spectral reflectances in accordance with yet another embodiment of the present invention includes samples, at least one image acquisition system, and a spectral image processing system. The samples have known spectral reflectances which are representative of colorants of a first scene. The image acquisition system obtains a first multi-spectral description of the first scene from the samples and a second multi-spectral description of a second scene. The spectral image processing system derives a transformation which maps channels of the first multi-spectral description of the first scene back to the known spectral reflectances and applies the transformation to the second multi-spectral description of the second scene to generate spectral reflectances of the second scene.

The present invention provides a number of advantages, including providing accurate spectral estimation that overcomes the problems of metamerism inherent to traditional trichromatic digital and chemical photography. With the present invention, an excellent color match can be achieved under all types of illumination for all observers.

Additionally, the present invention makes multi-spectral image acquisition faster than prior multi-spectral image acquisition. The present invention is faster because it captures multiple channels of the scene each time instead of the single channel capture in the narrow-band image acquisition.

Further, the present invention makes multi-spectral image acquisition less expensive than the prior multi-spectral image acquisition. When absorption filters are used in accordance with one embodiment of the present invention, the present invention requires fewer filters than prior methods with narrow-band interference filters and the absorption filters are generally less expensive than interference filters. When multi-illuminants are used in accordance with another embodiment of the present invention, the present invention can be inexpensively implemented because these illuminants are inexpensive and readily available.

Even further, the present invention provides a multi-spectral image capture system and method which is easy to implement. The present invention can be used by people without a high-degree of expertise in multi-spectral image acquisition by simply switching the filter in front of the camera in one embodiment or by changing the illumination for each image in another embodiment. As a result, the present invention

4

could easily be used for a variety of different practical purposes, such as producing consumer catalogs with accurate color reproduction of goods being sold and archiving artwork in museums. Further, the present invention overcomes the inherent problems related to spectral reconstruction using narrow-band interference filters required in prior multi-spectral image acquisition systems and methods.

#### BRIEF DESCRIPTION OF THE DRAWINGS

FIG. 1A is a block diagram of a multi-spectral acquisition and spectral reflectance estimation system in accordance with one embodiment of the present invention;

FIG. 1B is a block diagram of a multi-spectral acquisition and spectral reflectance estimation system in accordance with another embodiment of the present invention;

FIG. 2A is a diagram of a scene with objects;

FIG. 2B is a diagram of a scene with targets;

FIG. 3 is a flow chart of a multi-spectral acquisition and spectral reflectance estimation method in accordance with one embodiment of the present invention;

FIG. 4 is a flow chart of a multi-spectral image capture module for the system in accordance with one embodiment of the present invention;

FIG. 5 is a flow chart of a system characterization module in accordance with one embodiment of the present invention; and

FIG. 6 is a flow chart of a system characterization module in accordance with one embodiment of the present invention.

#### DETAILED DESCRIPTION

Multi-spectral acquisition and spectral reflectance estimation systems **10(1)** and **10(2)** in accordance with different embodiments of the present invention are illustrated in FIGS. 1A and 1B. The multi-spectral acquisition and spectral reflectance estimation systems **10(1)** and **10(2)** include at least one image acquisition system **12(1)**-**12(n)** and a spectral image processing system **14**. The multi-spectral acquisition and spectral reflectance estimation systems **10(1)** and **10(2)** may also include at least one non-interference filter **16(1)**-**16(n)** and/or at least one illuminant **18(1)**-**18(n)**. The present invention provides a number of advantages including providing a system and method which gives an accurate spectral reflectance estimation that overcomes the problems of metamerism and gives a system and method for multi-spectral image acquisition that is faster, less expensive, and easier to use than prior systems and methods.

Multi-spectral imaging is a recording of optical signals utilizing two or more wavelength regions of the visible or non-visible (infrared and ultraviolet) spectrum. A multi-spectral description of a scene **20** is a recording of optical signals associated with the scene **20** such that it is possible to reconstruct the spectral reflectance and/or radiance of the scene **20**.

Referring more specifically to FIGS. 1A and 1B, in these particular embodiments the multi-spectral acquisition and spectral reflectance estimation systems **10(1)** and **10(2)** each include a plurality of image acquisitions systems **12(1)**-**12(n)**, although the systems **10(1)** and **10(2)** each could have only one image acquisition system **12**. An image acquisition or capture system **12** is any device that can record optical signals in electronic, physical or chemical form, such as a digital camera, a trichromatic digital camera, a photographic camera loaded with color negative film, a photographic camera loaded with color positive film, a color video camera, or a multi-spectral image capture system by way of example only.

Image acquisition systems **12(1)-12(n)** capture images or image views **48(1)-48(n)** of a scene **20** under given conditions, such as digital counts. The images or image views **48(1)-48(n)** are representations of the scene **20**. Objects **22(1)-22(n)** or targets **24(1)-24(n)** within the scene **20** can comprise a variety of different physical entities, such as human beings, other life forms, inanimate things and/or their backgrounds. Some examples of scenes with objects **22(1)-22(n)** and targets **24(1)-24(n)** are illustrated in FIGS. **2A** and **2B**.

The multi-spectral acquisition and spectral reflectance estimation systems **10(1)-10(2)** also each include a spectral image processing system **14**. The spectral image processing system **14** includes a processor or central processing unit ("CPU") **26**, a memory **28**, and one or more input/output (I/O) devices **30** which are all coupled together by a bus **32**, although these systems can contain multiple processors, memories, I/O devices, and/or other components as needed or desired. Since the components and general operation of processing systems are well known to those of ordinary skill in the art, they will not be discussed here.

In these particular embodiments shown in FIGS. **1A** and **1B**, the memory **28** is programmed with the method for multi-spectral acquisition and spectral reflectance estimation in accordance with the present invention and which is described herein. The program or programs stored in memory **28** are executed by the CPU **26** to impart data retrieval, display, processing, analyzing and access functionality in the system **14**. Typically, the memory **28** will also store other programs to be executed by the CPU **26**. Any type of storage device that is coupled to the CPU **26**, such as a RAM or ROM, or a disk or CD ROM drive which can receive, read data from, and/or write data to a portable memory device, such as a floppy disk, hard disk, or CD ROM, can be used as the memory **28**.

The multi-spectral acquisition and spectral reflectance estimation system **10(1)** shown in the embodiment in FIG. **1A** also includes a set of non-interference color filters **16(1)-16(n)**. In this particular embodiment, each of the non-interference filters **16(1)-16(n)** is located or positioned between the scene **20** and an aperture, opening, or other imaging surface for one of the image acquisition systems **12(1)-12(n)**. Each of the non-interference filters **16(1)-16(n)** filter the images of the scene being captured or acquired. The non-interference filters **16(1)-16(n)**, may be connected to or spaced from each of the image acquisition systems **12(1)-12(n)**. Although a set of separate non-interference filters **16(1)-16(n)** is shown, other types and numbers of non-interference filters can be used. For example, a single filter system, such as a single color filter wheel, could be used. In one particular embodiment, at least one of the non-interference color filters has a spectrally wide bandpass, typically in the range of 100 nm to 200 nm at half height. The spectrally wide bandpass for the non-interference color filter provides a better signal-noise ratio. A variety of different types of non-interference filters **16(1)-16(n)**, such as absorbance filters, writable filters and liquid crystal tunable filters, can be used. In particular, absorbance filters have been found to be useful because they are less expensive and easier to use than interference filters.

The multi-spectral acquisition and spectral reflectance estimation system **10(2)** shown in the embodiment in FIG. **1B** includes a set of illuminants **18(1)-18(n)**. In this particular embodiment, each of the illuminants **18(1)-18(n)** is located or positioned to illuminate the scene being captured by one of the image acquisition systems **12(1)-12(n)**. The illuminants **18(1)-18(n)**, may be connected to or spaced from each of the image acquisition systems **12(1)-12(n)**. Although a set of separate illuminants **18(1)-18(n)** is shown, other types and

numbers of illuminants can be used. For example, a single illumination system which illuminates each of the images being captured differently, e.g. at different wavelengths, could also be used.

Although the multi-spectral acquisition and spectral reflectance estimation systems **10(1)** and **10(2)** shown in FIGS. **1A** and **1B** include either a set or plurality of non-interference color filters **16(1)-16(n)** or a set of illuminants **18(1)-18(n)**, the system **10** may include both one or more non-interference filters **16(1)-16(n)** and one or more or illuminants **18(1)-18(n)** or neither a non-interference filter **16** or an illuminate **18**. For example, a multi-spectral acquisition and spectral reflectance estimation system **10** in accordance with another embodiment includes two or more image acquisition systems **12** where each image acquisition system **12** has at least one spectrally unique color channel and each image of a series of images to be captured is acquired with a different one of the image acquisition systems **12**, without one or more non-interference filters **16(1)-16(n)** or one or more illuminants **18(1)-18(n)**.

The spectral image processing systems **10(1)** and **10(2)** may be coupled to a variety of different types of apparatuses or devices **34** to output the multi-spectral image or images, such as a cathode ray tube ("CRT") to display a reproduction of the scene **20**, a printer for a catalog or other printing application, or a memory storage or archive device for archiving artworks. As a result, when these images are reproduced, the colors in the reproduced images will appear to be the same as the original images to all observers under all illuminations.

Referring to FIG. **3**, the method in accordance with one embodiment of the present invention is illustrated. As discussed earlier, this method is stored as an executable program in the memory **28** and is executed by the spectral image processing system **14**. The method includes a multi-spectral image capture module **36**, a system characterization module **38**, and a transformation-to-spectral reflectance module **40**. Under given conditions **42**, such as imaging geometry, illumination and filtering combinations, the multi-spectral image capture module **36** outputs a multi-spectral scene description **44**. The system characterization module **38** under the given conditions **42** gives a mapping transformation that is used by the transformation-to-spectral reflectance module **40** in order to convert the multi-spectral scene description **44** to scene reflectance **46** which can then be stored or be used to reproduce the captured image or images by devices **34**.

Referring to FIG. **4**, one embodiment of the multi-spectral image capture module **36** which is executed by the spectral imaging processing system **14** is shown. In this particular embodiment, each of the image acquisition systems **12(1)-12(n)** capture an image or image view of the scene **20** with the objects **22(1)-22(n)**, such as the one shown in FIG. **2A**, using either a different non-interference filter **16(1)-16(n)** or a different illuminant **18(1)-18(n)**, although other image acquisition systems **12** and methods could be used. For example, a single image acquisition system **12** could be used to capture each image or image view **48(1)-48(n)** with the multiple filters **16(1)-16(n)** and/or illuminants **18(1)-18(n)** shown or with a single filter system (not shown), such as a color wheel filter with multiple filters or a single illumination system (not shown) which can illuminate the image differently for each image capture. The multiple image views captured under a series of given conditions are combined to form a multi-spectral description **44** of the scene **20** or of object **22** or objects **22(1)-22(n)** within the scene **20**. Signals in the first multi-spectral description may be normalized and adjusted to keep a photometric linear relationship.

Referring to FIG. 5, one embodiment of the system characterization module 38 which is executed by the spectral image processing system 14 is shown. In this particular embodiment, special targets 24(1)-24(n) with known spectral reflectances or with spectral reflectances which can later be measured are placed in a scene 20, as shown for example in FIG. 2B. These are known as characterization targets which are captured by the image acquisition systems 12(1)-12(n) under the given conditions 42 using either different non-interference filters 16(1)-16(n) or a different illuminants 18(1)-18(n) to create characterization views 50(1)-50(n), although again other image acquisition systems 10 and method could be used such as the one described with reference to FIG. 4. The multiple characterization views 50(1)-50(n) captured under a series of given conditions 42 are combined to form a characterization description 52. The characterization description 52 is analyzed by the spectral image processing system 14 along with the known or acquired spectral reflectance data 54 to create a mapping from the characterization description to spectral reflectance, known as a characteristic mapping 56.

Referring to FIG. 6, one embodiment of the transformation-to-spectral reflectance module 40 which is executed by the spectral image processing system 14 is shown. The characteristic mapping 56 derived under a series of image acquisition or given conditions 42 as described with reference to FIGS. 3 and 5 is applied to a multispectral description of a scene 20 which was captured under the same series of conditions 42 as described with reference to FIGS. 3 and 4. Based on these, a spectral reflectance image 58 of the scene 20 accurate for those objects 22(1)-22(n) within the scene 20, which includes the same colorants of which the characterization targets 24(1)-24(n) comprise, is derived. Accordingly, the present invention accurately reproduces for every pixel of the original image of the scene 20 with objects 22(1)-22(n) the spectral signature identical to that of the corresponding point in the original image of the scene 20. The spectral reflectance image 58 can be used in a variety of applications. For example, image 58 may simply be stored to archive an image, such as a work of art, or can be used for archiving images of artworks, for display on the device 34, such as CRT, or to accurately reproduce the image with a device 34.

The transformation may be performed in a variety of different spaces, such as spectral reflectance space, absorption space, and a new optimized space. If the transformation is performed in new optimized space, the new optimized space may be optimized to derive multi-variate normality of samples or improve spectral estimation accuracy.

Set forth below is a more detail explanation of one example of the process used to obtain the spectral reflectance of an image 58 of a scene 20. In this particular embodiment, the spectral reflectance of each pixel of the images taken from a scene 20 composed of objects 22(1)-22(n), such as the one shown in FIG. 2B, can be estimated using a priori spectral analysis with direct measurement and imaging of the characterization targets 24(1)-24(n) to establish a relationship between the digital counts and spectral reflectance. In order to relate the digital counts to spectral reflectance, a linear method is used. The spectral radiance, S, of the illuminant in the scene 20, as well as the spectral sensitivities, D, of the image acquisition system 12, the transmittances, F, of the filters 16 and the spectral reflectance, r, of the objects 22(1)-22(n) are measured and the resulting digital counts of the image view, Dc, are extracted from the imaged patches.

The multi-spectral image acquisition can be modeled using matrix-vector notation. Expressing the sampled illumination spectral power distribution as

$$S = \begin{pmatrix} s_1 & & 0 \\ & s_2 & \\ & & \ddots \\ 0 & & & s_n \end{pmatrix},$$

and the object spectral reflectance as  $r=(r_1, r_2, \dots, r_n)^T$ , where the index indicates the set of n wavelengths over the visible range and T the transpose matrix, representing the transmittance characteristics of the m filters as columns of F

$$F = \begin{pmatrix} f_{1,1} & f_{1,2} & \dots & f_{1,m} \\ \vdots & \vdots & \dots & \vdots \\ f_{n,1} & f_{n,2} & \dots & f_{n,m} \end{pmatrix}$$

and the spectral sensitivity of the detector as

$$D = \begin{pmatrix} d_1 & & 0 \\ & d_2 & \\ & & \ddots \\ 0 & & & d_n \end{pmatrix},$$

then the captured image is given by  $D_c=(DF)^T S r$ , where  $D_c$ , represents the digital counts.

In this particular example, the spectral reflectance is sampled in the range of 400 nm to 700 nm wavelength in 10 nm intervals resulting in thirty-one samples, although different ranges and different intervals for examples can be used. Accordingly, in this particular example there are thirty-one signals to reconstruct the spectral reflectance of the image 58. However, it is possible to decrease the dimensionality of the problem by performing principal component analysis on the spectral samples. Given a sample population of spectral reflectances, it is possible to identify a small set of underlying basis functions whose linear combinations can be used to approximate and reconstruct members of the populations. Then the reconstructed sample  $r_i$  is given by

$$\hat{r} = \Phi \alpha_i \quad (4)$$

where  $\Phi=(e_1 \ e_2 \ \dots \ e_p)$  are the set of the eigenvectors (principal components) used for the estimation and the coefficients (eigenvalues) associated with the eigenvectors are  $\alpha_i=(a_1 \ a_2 \ \dots \ a_p)^T$  where the index  $p \leq n$ , and where n is the number of samples used to perform a priori principal component analysis. When the eigenvalues are arranged in descending order the fraction of variance explained by the first corresponding p vectors is

$$v_p = \frac{\sum_{i=1}^p a_i}{\sum_{i=1}^n a_i} \quad (5)$$

In this linear method, a set of spectral reflectances r is measured and then a set  $\phi$  of eigenvectors, which typically explain more than 99.9% of the original sample, is calculated by principal component analysis. Next, the set of eigenvalues,

$\alpha$ , is calculated by  $\alpha = \Phi^T r$ . The set of digital counts corresponding to the spectral samples can be calculated by the equation

$$D_c = (DF)^T S r \quad (6)$$

and a relationship between digital counts and eigenvalues can be established by the equation

$$A = \alpha D_c^T [D_c D_c^T]^{-1} \quad (7)$$

A set of spectral reflectances,  $r$ , of characterization targets **18(1)-18(n)** are measured and then the corresponding set of eigenvectors,  $e$ , is calculated by principal component analysis. The set of eigenvalues,  $\alpha$ , corresponding to the eigenvectors,  $e$ , is calculated using the spectral reflectances,  $r$ . The same set of patches are imaged as scenes **20** and the multi-spectral description is given of the captured image views **48(1)-48(n)** are given by the digital counts. The eigenvectors corresponding to the spectral reflectances are used to derive the characterization mapping **56** given by the transformation matrix  $A$ . When the image is captured, using for example an R,G,B trichromatic camera and either a set of non-interference filters **16(1)-16(n)** or under different illuminants **18(1)-18(n)** as shown in FIGS. **1A** and **1B** although other systems **10** could be used, the spectral reflectance **58** of each pixel of the image can be calculated using matrix  $A$  and equation 4.

Accordingly, in one embodiment a direct matrix transformation from digital counts to the spectral reflectances is derived. An eigenvector analysis is also used to derive the transformation. Further, a Wiener estimate transformation from digital counts to the spectral reflectances which accounts for noise information may also be derived and used.

Thus, the present invention provides a number of advantages by allowing:

1. The possibility of accurate spectral reflectance estimations by overcoming the problems of device metamerism resulting from traditional image digitization using photography and scanning;
2. Overcoming the inherent problems related to spectral reconstruction using narrow-band interference filters;
3. The implementation of a multi-spectral image acquisition system that is faster, less expensive, and easier to use than prior methods and systems.

## EXAMPLES

By way of example only, some embodiments of the present invention were implemented and tested for various targets and are described below. In these examples, two different image acquisition systems **10** and three targets **18** were tested. More specifically, the image acquisition systems **10**, non-interference filters **16**, and illuminants **18** used were a high-resolution trichromatic IBM PRO\3000 digital camera system (3,072×4,096 pixels, R, G, B filter wheel, 12 bits per channel that has a 45°/0° imaging configuration using tungsten illumination) and a Kodak DCS560 digital camera (3,040×2,008 pixels, built-in R, G, B array sensors, 12 bits per channel). Both IBM PRO\3000 and Kodak DCS560 digital camera systems provide linear TIFF data files. The spectral sensitivities of the IBM PRO\3000 digital camera system were measured, as well as the spectral radiant power of the illuminant used in this imaging system. A GretagMacbeth ColorChecker and two paintings as well as their corresponding painted patches were imaged. One of the paintings and its corresponding painting patches were generated using a mixture of GALERIA acrylic paints produced by Winsor & Newton. The acrylic painted patches were made with mixtures of two and three colorants generating 218 patches. The other

paint and the corresponding painted patches were generated using post-color paints. The post-color painted patches were made with mixtures of two colorants generating 105 patches. The paint produced using post-color paints, as well as its corresponding patches were coated with Krylon Kamar Varnish that is a non-yellowing protection.

Different combinations of trichromatic signals were obtained from either multi-illuminant or multi-filter approaches. In the multi-filter approach, for both examples, trichromatic signals without filtering, the trichromatic signals with a light-blue filter (Kodak Wratten filter number **38**), and the trichromatic signals with very-light-green filter (Kodak Wratten filter number **66**) positioned in front of an aperture to the camera lens of the image acquisition systems **12** were combined. For the multi-illuminant approach, the portability of Kodak DCS560 digital camera, was used to combine different trichromatic signals obtained from targets imaged in the GretagMacbeth SpectraLight II Booth under Illuminants A and filtered tungsten, simulating D65.

In summary, in order to verify the performance of these particular examples of the present invention, two different trichromatic camera systems, one with R, G, B filter wheel and the other with a built-in R, G, B array, were used to image three different targets comprising the GretagMacbeth ColorChecker and two sets of painted patches (one made using acrylic paints and the other made using post-color paints). The multi-illuminant and multi-filter approaches were also compared for one of the camera systems. The performance for each approach, target and camera system was evaluated in terms of calorimetric accuracy, spectral reflectance factor rms error and metameric index that gives an indication of spectral match in terms of calorimetric metric comparing a standard illumination condition to another designated illuminant.

The results of these experiments for these particular examples showed:

1. The performance of principal component analysis depends on the particular samples and that the use of six eigenvectors to reconstruct spectra is a compromise between accuracy and cost;
2. Different combinations of various absorption filters do not affect the performance of the spectral reconstruction according to the spectral estimation using simulated digital counts from the IBM PRO\3000 digital camera system;
3. The spectral reconstruction using a trichromatic camera with multi-filter approach from measured digital counts produced similar results in two different digital camera systems;
4. The spectral estimation using trichromatic signals with multi-filter and multi-illuminant approaches presented similar performance; and
5. The estimation of spectral reflectance using trichromatic digital camera and either multi-filtering or multi-illumination presented calorimetric accuracy similar to the traditional approaches using monochrome camera and interference narrow-band filters (e.g. the experiments performed with a Kodak DCS200 camera and seven interference filters, and the MARC camera in the VASARI project).

Accordingly, the present invention overcomes some inherent problems of imaging using a traditional monochrome camera combined with interference filters and reduces the cost and complexity of the image acquisition system while preserving its calorimetric and spectral accuracy. Additionally, the present invention makes the image acquisition easier than the traditional monochrome camera and interference-filter-based multi-spectral acquisition. Further, in one embodiment of the present invention having the conventional trichromatic signal recorded in the trichromatic-based multimedia imaging devices also makes it easier to display the

image on a CRT through appropriate color management. Even further, the spectral images generated by the present invention are also fundamental to the multi-ink printing system that can select a subset of inks that achieve a spectral match between original objects and their printed reproductions.

Having thus described the basic concept of the invention, it will be rather apparent to those skilled in the art that the foregoing detailed disclosure is intended to be presented by way of example only, and is not limiting. Various alternations, improvements, and modifications will occur and are intended to those skilled in the art, though not expressly stated herein. These alterations, improvements, and modifications are intended to be suggested hereby, and are within the spirit and scope of the invention. Accordingly, the invention is limited only by the following claims and equivalents thereto.

What is claimed is:

1. A method for multi-spectral image capture of a first scene, the method comprising:

acquiring a first series of images of the first scene with one or more image acquisition systems, each of the image acquisition systems having an imaging sensor which has a set of color filters thereon and has two or more color channels, each of the channels having a different spectral sensitivity;

filtering each of the first series of images of the scene with a different filter from a set of non-interference, color filters, each of the non-interference filters in the set of the non-interference filters having a different spectral transmittance and is positioned between the scene and the one or more image acquisition systems;

acquiring a second series of images of a second scene with the one or more image acquisition systems; and filtering each of the second series of images of the second scene with a different filter from the set of filters;

generating a characteristic mapping from two or more color channel signals from the second series of filtered images; and

generating a multi-spectral scene description from two or more of the acquired first series of filtered images.

2. The method as set forth in claim 1 further comprising generating a spectral reflectance of the first scene from the multi-spectral scene description and the characteristic mapping.

3. The method as set forth in claim 2 further comprising using the generated spectral reflectance to reproduce the first scene.

4. The method as set forth in claim 2 further comprising storing the generated spectral reflectance for the first scene.

5. The method as set forth in claim 1 further comprising illuminating each image of the first series of images with one or more illuminants.

6. The method as set forth in claim 1 further comprising illuminating each image of the first series of images with an illuminant from a set of two or more illuminants as each of the first series of images is being acquired, each of the illuminants having a different spectral power distribution.

7. The method as set forth in claim 1 wherein the set of non-interference filters comprise at least one of an absorbance filter, a writable filter, and a liquid crystal tunable filter.

8. The method as set forth in claim 7 wherein the non-interference filters are the absorption filters.

9. An apparatus for multi-spectral image capture of a first scene, the apparatus comprising:

one or more image acquisition systems each having an imaging sensor which has a set of color filters thereon and has two or more color channels, each of the channels

having a different spectral sensitivity, each of the image acquisition devices acquiring a first series of images of the first scene;

a set of non-interference, color filters, each of the non-interference, filters in the set of the non-interference filters has a different spectral transmittance, is positioned between the scene and the image acquisition system, and filters a different image in the first series of images; and

a spectral image processing system which generates a multi-spectral scene description from two or more of the acquired first series of filtered images, the image acquisition systems acquires a second series of images of a second scene, the set of filters filter each of the second series of images of the second scene with a different filter, the spectral image processing system generates a characteristic mapping from two or more color channel signals from the second series of filtered images.

10. The apparatus as set forth in claim 9 wherein the spectral image processing system generates a spectral reflectance of the first scene from the multi-spectral scene description and the characteristic mapping.

11. The apparatus as set forth in claim 10 further comprising a printing device to reproduce the first scene based on the generated spectral reflectance.

12. The apparatus as set forth in claim 10 further comprising a memory device for storing the generated spectral reflectance for the first scene.

13. The apparatus as set forth in claim 9 further comprising one or more illuminants which illuminate each image of the first series of images.

14. The apparatus as set forth in claim 9 further comprising a set of two or more illuminants, each of the illuminants having a different spectral power distribution and illuminating one of the images of the first series of images.

15. The apparatus as set forth in claim 9 wherein the set of non-interference filters comprise at least one of an absorbance filter, a writable filter, and a liquid crystal tunable filter.

16. The apparatus as set forth in claim 15 wherein the non-interference filters are the absorption filters.

17. A method for multi-spectral image capture of a first scene, the method comprising:

acquiring a first series of images of the first scene with one or more image acquisition systems, each of the image acquisition systems having an imaging sensor which has a set of color filters thereon and has two or more color channels, each of the channels having a different spectral sensitivity;

illuminating each image of the first series of images with a different illuminant from a set of two or more illuminants, each illuminant having a different spectral power distribution;

generating a multi-spectral scene description from the acquired first series of filtered images;

acquiring a second series of images of a second scene with the one or more image acquisition systems;

illuminating each of the second series of images of the second scene differently; and

generating a characteristic mapping from the second series of filtered images.

18. The method as set forth in claim 17 further comprising generating a spectral reflectance of the first scene from the multi-spectral scene description and the characteristic mapping.

19. The method as set forth in claim 18 further comprising using the generated spectral reflectance to reproduce the first scene.

## 13

20. The method as set forth in claim 19 further comprising storing the generated spectral reflectance for the first scene.

21. An apparatus for multi-spectral image capture of a first scene, the apparatus comprising:

an image acquisition system having an imaging sensor  
which has a set of color filters thereon and has two or  
more color channels, each of the color channels having a  
different spectral sensitivity;

a set of two or more illuminants, each illuminant having a  
different spectral power distribution and illuminating  
one of the images of the first scene; and

a spectral image processing system which generates a  
multi-spectral scene description from the acquired first  
series of filtered images;

wherein the image acquisition systems acquire a second  
series of images of a second scene and the set of color

## 14

illuminants illuminate each of the second series of  
images of the second scene with different spectral power  
distribution;

wherein the spectral image processing system generates a  
characteristic mapping from the second series of illumi-  
nated images.

22. The apparatus as set forth in claim 21 wherein the  
spectral image processing system generates a spectral reflec-  
tance of the first scene from the multi-spectral scene descrip-  
tion and the characteristic mapping.

23. The apparatus as set forth in claim 22 further compris-  
ing a printing device to reproduce the first scene based on the  
generated spectral reflectance.

24. The apparatus as set forth in claim 22 further compris-  
ing a memory device for storing the generated spectral reflec-  
tance for the first scene.

\* \* \* \* \*