



Big Data Project

Chris Sweadner, M.S. and Luisa Swan, B.S.

Center for Public Safety Initiatives, Rochester Institute of Technology



Introduction

This Big Data Project is an ongoing collection of data from various sources that will be updated annually in order for researchers and the general public to gain a better understanding of Monroe County, NY.

Objectives

Goals for this project:


- To have all crime-related data for Monroe County, NY in one easily accessible location, which will be updated annually
- All of this data will be accessible to researchers and the public in order to see how the different agencies in Monroe County operate, and one will be able to see how they performed in that specific year
- There is currently no document or database like this that exists

Methods

- Obtain data from multiple data sources
- Compile the data into a larger central data hub
- Draw conclusions from the data hub

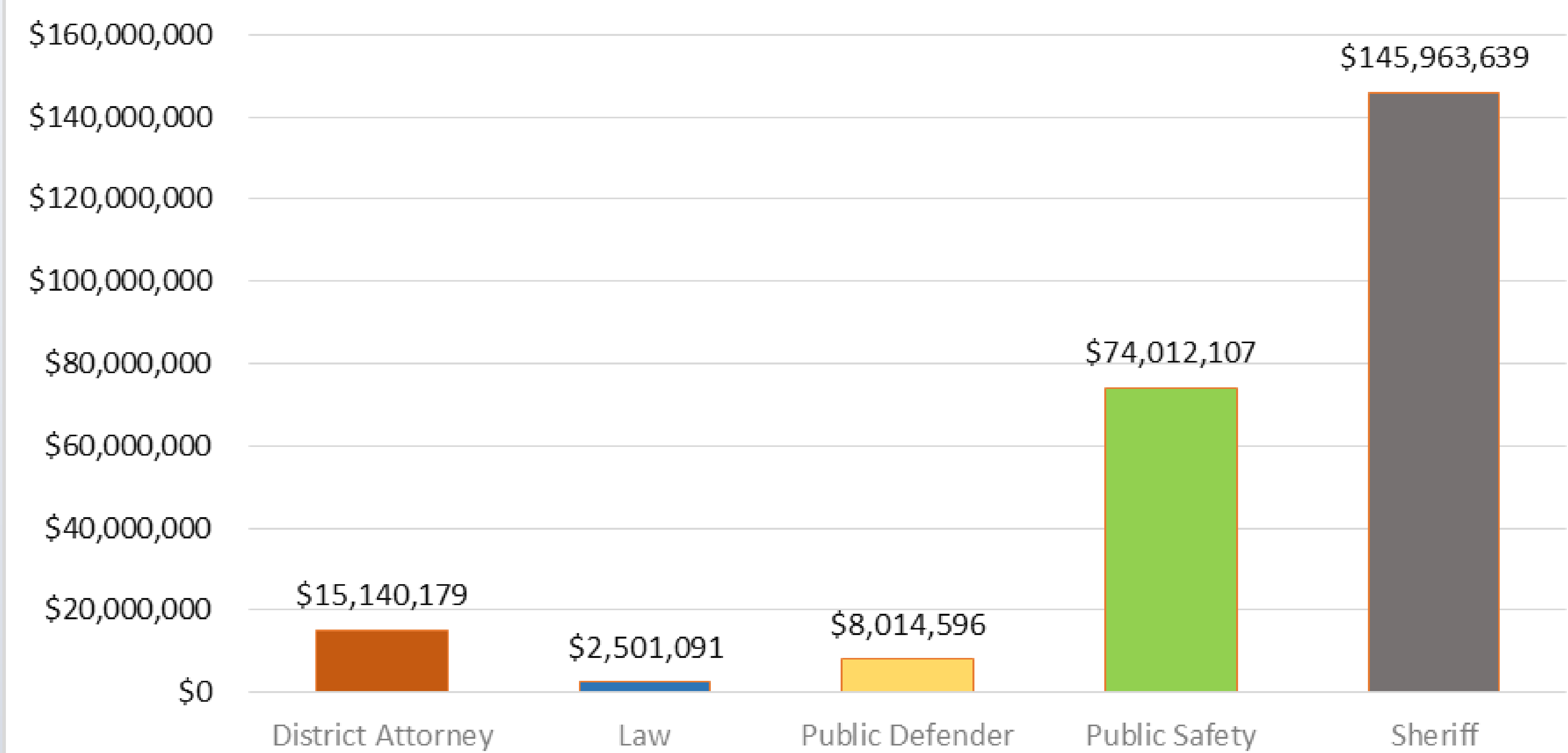
This data includes:

- Monroe County Budget for 2017
- Staffing for Law Enforcement (2017)
- Arrest & Sentencing (2016)
- Probation & Parole (2016)
- Juvenile Data (2016)



Monroe County, NY Budget

2017 Department Budgets for Monroe County, NY



City of Rochester Incidents & Arrests

According to the RPD Open Data Portal, In 2017, there were 9,518 cases that were documented in the City of Rochester. From those 9,518 cases, 1,568 resulted in an arrest. Meaning, 16.5% of calls resulted in an arrest during the year of 2017. In 2017, there were 7,869 property crimes reported. This is 82.7% of all the crimes that were reported in 2017. There were 1,649 violent crimes reported in the year 2017. This is 17.3% of the crimes reported in that year.

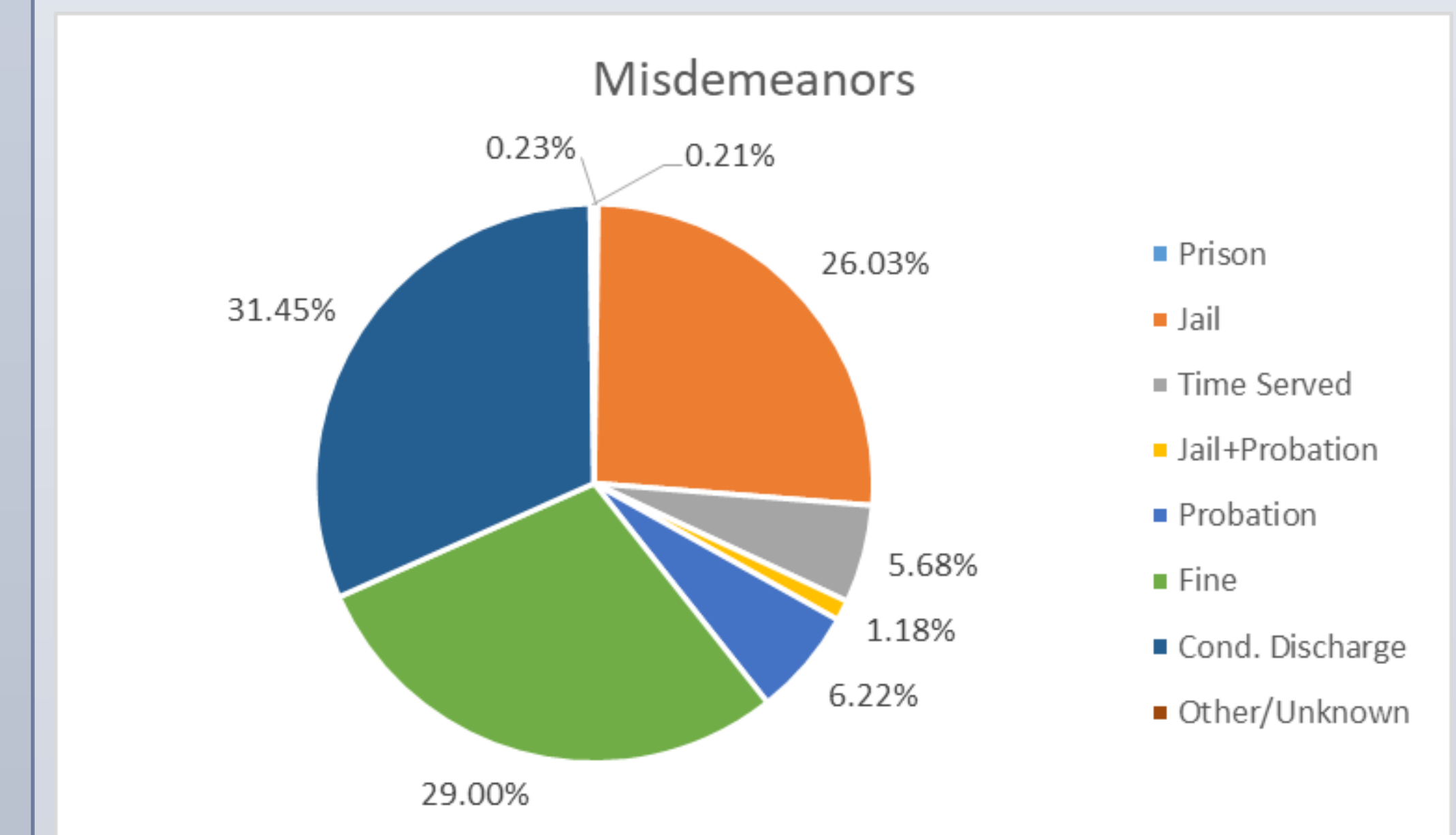
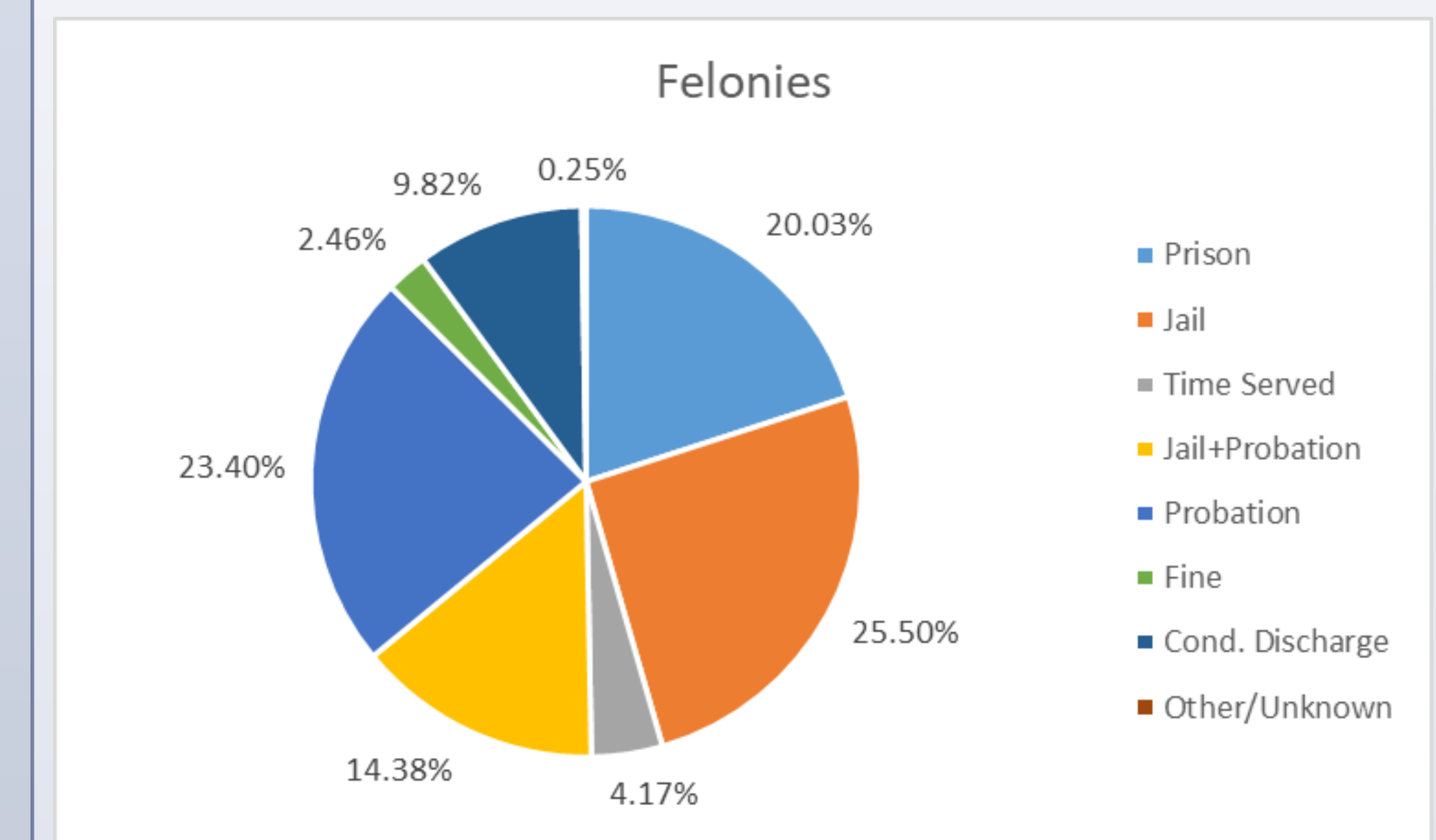
Violent and Property Crime and Arrests in 2017

Variables	Property Crime		Violent Crime	
	Count	Percentage (PC)	Count	Percentage (VC)
Non-Arrest	6973	87.7	977	12.3
Arrest	896	57.1	672	42.9

Statutes by Arrests in 2017

	Aggravated Assault	Burglary	Larceny	Motor Vehicle Theft	Murder	Non-Negligent Manslaughter	Robbery
Non-Arrests	433(5.4)	1230(15.5)	5277(66.4)	466(5.9)	10(0.1)	-	534(6.7)
Arrests	461(29.4)	99(6.3)	715(45.6)	82(5.2)	18(1.1)	1(0.1)	192(12.2)

Sentencing



Future Implications

This 'Big Data' will be a useful tool to both researchers and the Rochester community to learn more about their County in a more efficient and effective way.

Next Steps:

- Keep collecting new data sources and inputting them into the data set.
- Aggregate this data to one official document.
- Write working papers explaining the implications for the data.
- Update the data annually.

CPSI Contact Information

Center for Public Safety Initiatives
 Department of Criminal Justice
 Building 1, Room 2383
 Rochester Institute of Technology

www.rit.edu/cla/criminaljustice/cpsi