



Trust, Information, Programs, & Services Comparative Analysis

Nathaniel Le Mahieu and John Klofas, Ph.D.
Center for Public Safety Initiatives



T.I.P.S Overview and Goals

T.I.P.S (Trust, Information, Programs, Services) is a community involvement program created in 2008 and held every summer in four different locations in Rochester, NY. The goal is to improve relations between community and law enforcement.

At the events, surveys are conducted in these locations. Demographic data, data on various concerns, as well as the practices of the Rochester Police Department are collected.

After the surveys, a community block party is held to connect the residents to their community.

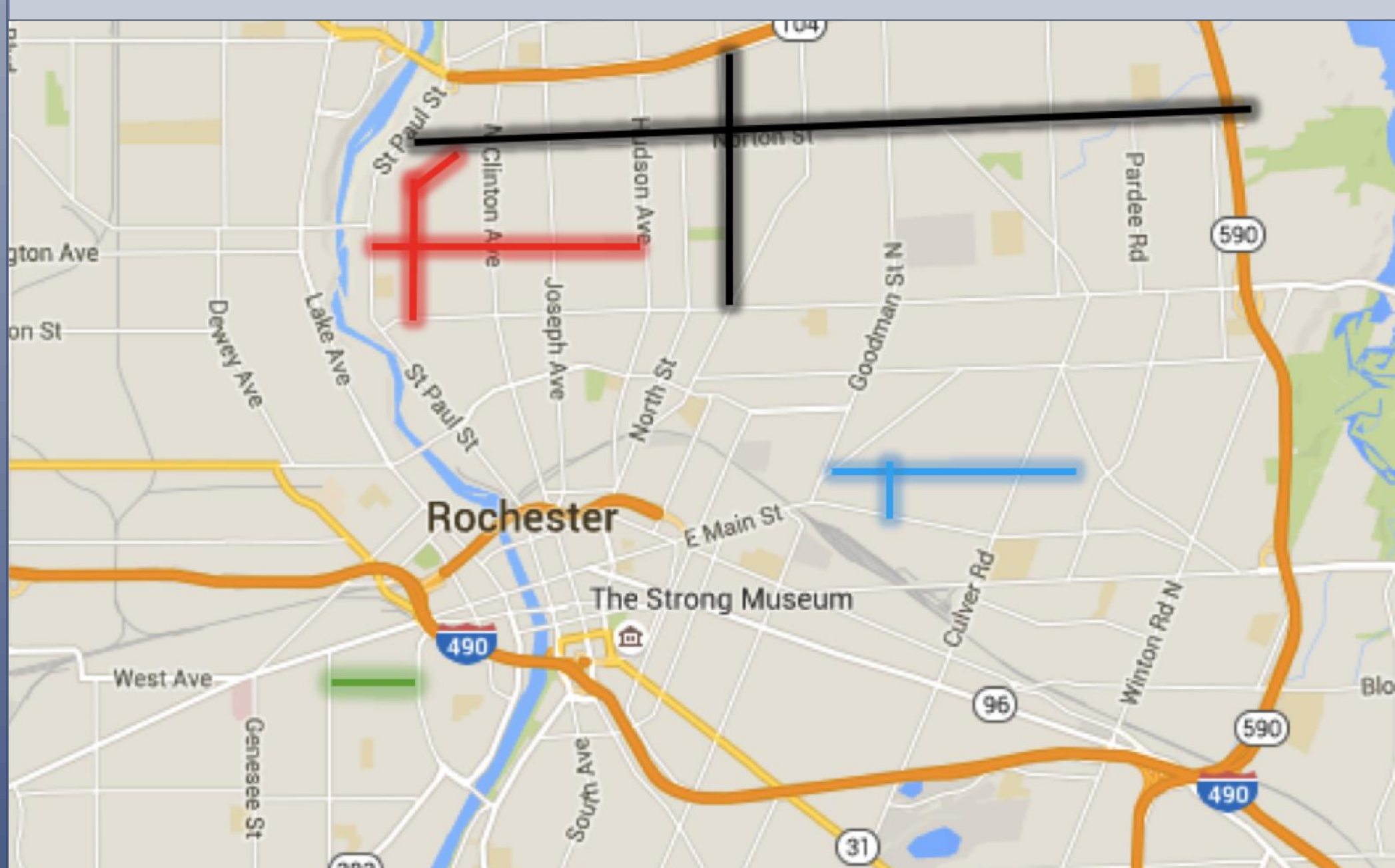
In addition to connecting residents to the community and rebuilding police-citizen relations, the data collected from T.I.P.S serves as a way to voice various concerns.

METHODOLOGY

Four different sites were chosen for comparative analysis to see if statistical differences or correlations were present.

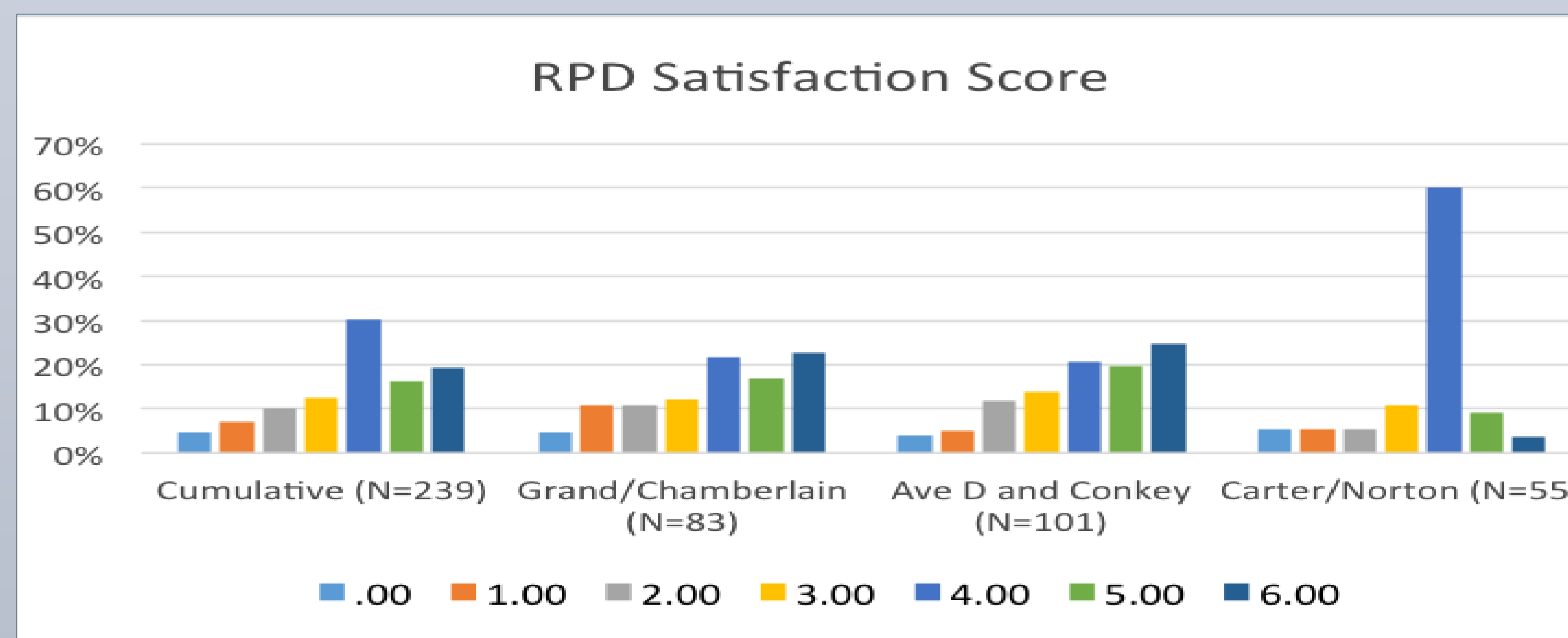
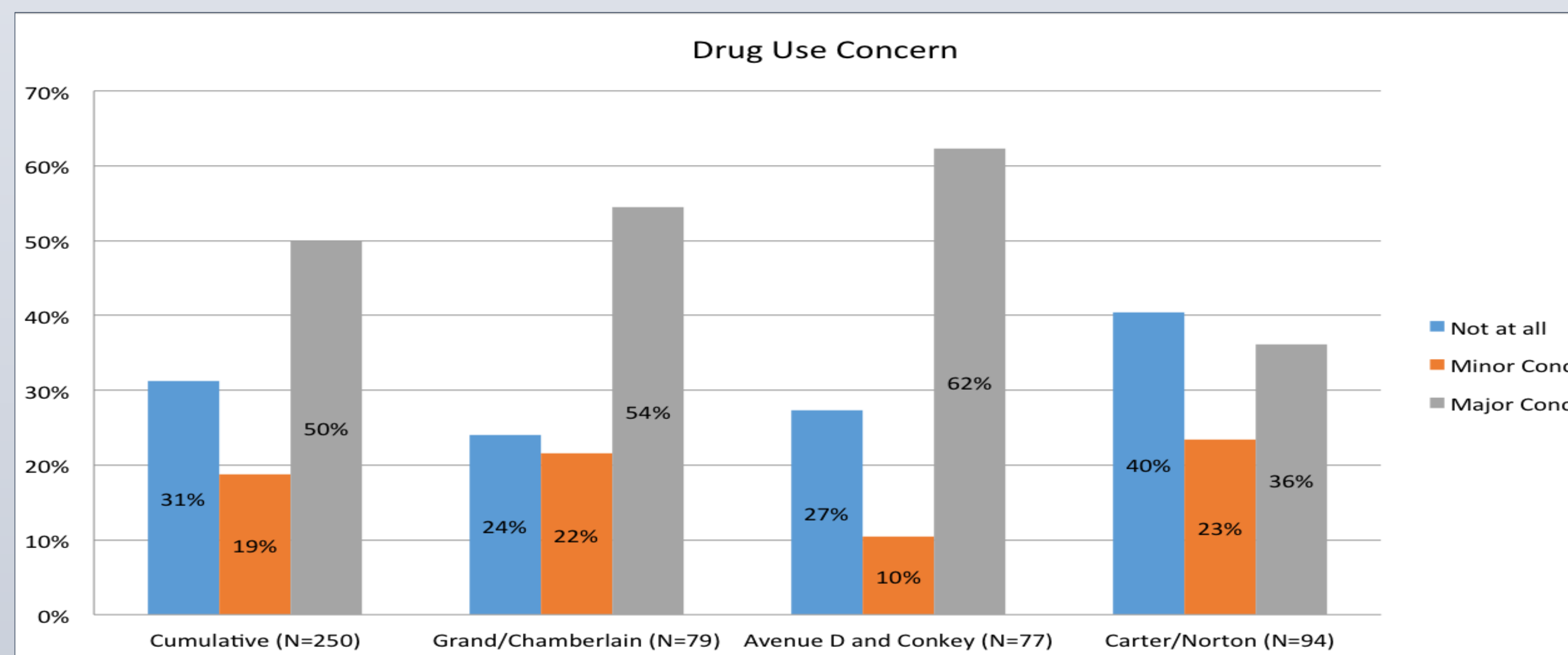
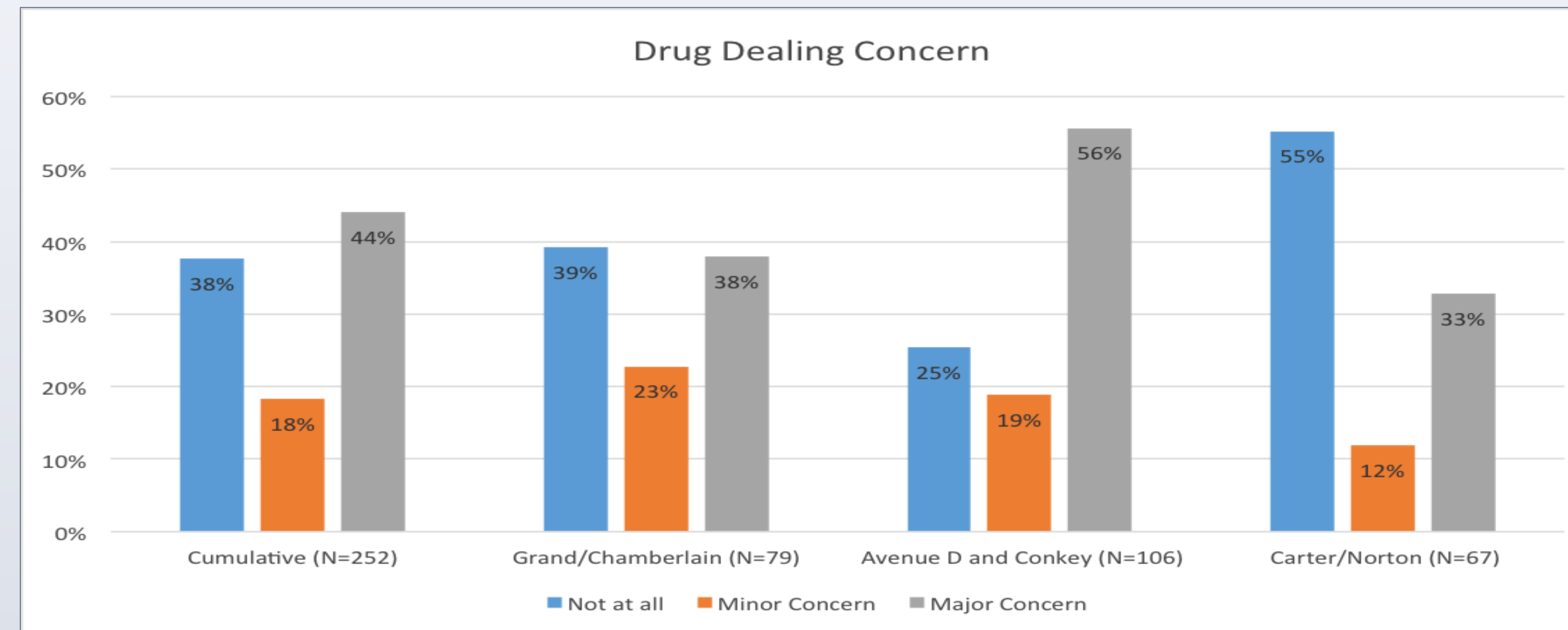
- 1) Troup Street (Green)
- 2) Grand Avenue and Chamberlain Street (Blue)
- 3) Avenue D and Conkey Avenue (Red)
- 4) Carter Street and Norton Street (Black)

Note: colors in parenthesis above correspond to locations on the map below



RESULTS

The side by side graphs compare data between all four locations. Surveys were conducted in May, June, July, and August of 2015.



Note: Points in the above chart reflect yes and no answers (see statements in the "RPD Satisfaction Score" section to the right). For example, a 1.00 means that only one question out of six was agreed with, whereas a score of 6.0 would indicate a perfect score, agreeing with all the questions.

ROCHESTER POLICE DEPARTMENT

SATISFACTION SCALE

- Six various questions were asked pertaining to the Rochester Police Department practices.
- In order to encompass the scope of the questions, CPSI created what we call the "Rochester Police Satisfaction Score."
- A higher overall score meant higher satisfaction with the police.
- Lower scores would indicate dissatisfaction with police practices.

SATISFACTION SCALE QUESTIONS

- The police work with the community to solve problems that really matter to people in my neighborhood.
- RPD officers listen to what you have to say.
- The RPD does a good job preventing crime.
- RPD response time is appropriate.
- Police use of excessive force (verbal or physical) is an issue in my neighborhood.**
- Police stopping people without good reason is a problem in my neighborhood.**

Note: ** Indicates that a response of "no" would count as a point to the scale, as a response of "yes" would not count as a point to the scale.

NEXT STEPS

In conclusion, between the four neighborhoods analyzed there are many differences in:

- how residents view police practices
- the values of their community, and
- concerns of the community.

The next step of this analysis is to verify these differences statistically, as well as see if any of them are correlated with various demographic qualities.

Contact Information

Center for Public Safety Initiatives
Building 1, Room 2383
Department of Criminal Justice
www.rit.edu/cla/criminaljustice/cpsi