



Welcome Guide 2022

RIT



You're on to
something
amazing.

Welcome

As you begin your journey, there are a few things you should know. Let's start right here: *your Welcome Guide*. This guide contains useful information to help you and your family know what to expect this summer – what you will need to do, how you can connect with RIT resources and other new students and families, and how and when you can expect to receive information from us.

And don't forget – if you have any questions, our team is here to help. Email us at orientation@rit.edu.

Contents

Welcome, Tigers!	1
Welcome, Tiger Families!	2
Get Connected	4
New Student Checklist	6
Orientation 2022	8
Follow us on Social Media	10



Welcome, Tigers!

On behalf of everyone at RIT, it is my pleasure to welcome you to our Tiger family. Your decision to attend RIT is the beginning of what I know will be an extremely rewarding experience for both you and your family.

Our students – YOU – are essential to the future and direction of RIT. Here you will find endless opportunities to make your mark on our RIT community, the greater Rochester area, and beyond. As you embark on this exciting journey, I encourage you to let your dreams soar – take advantage of our one-of-a-kind opportunities to discover and explore. But remember, you are not alone in this journey. The staff and faculty at RIT are incredibly passionate about their work and are eager to help you in a time of need as well as celebrate your successes along the way.

Throughout the summer, you and your family will receive frequent email communications containing updates and information as well as action items that you will need to complete to ensure a smooth transition. Please reach out if you have any questions or if there is any way that we can help you as you prepare to launch your RIT experience.



I wish you all the best in the coming year!

Sandra (Sandy) S. Johnson, Ed. D.
Senior Vice President for Student Affairs

Welcome, Tiger Families!


We at RIT know the important role parents and family members play in their student's life. You will be a major support to your student – not just during their transition to RIT this summer but throughout their entire college experience!

While college is a time for students to gain independence, this transition can be overwhelming and they will need your support. Reminders and assistance from you will be helpful as your student begins to navigate campus on their own.

The Parent and Family Programs office is here to support you during this transition and beyond. Please connect with our resources and reach out with any questions along the way.

This Welcome Guide is a great place to start! Throughout this guide, and in our Family Orientation Newsletter – arriving soon to your inbox – you'll find pro parent tips, which will help prepare you and your student for the transition to RIT.

First – please have your student check and update your email address at rit.edu/studentcontact.



Best,

Chelsea Petree, Ph.D.

Director, Parent and Family Programs
parents@rit.edu



Parent and Family Checklist

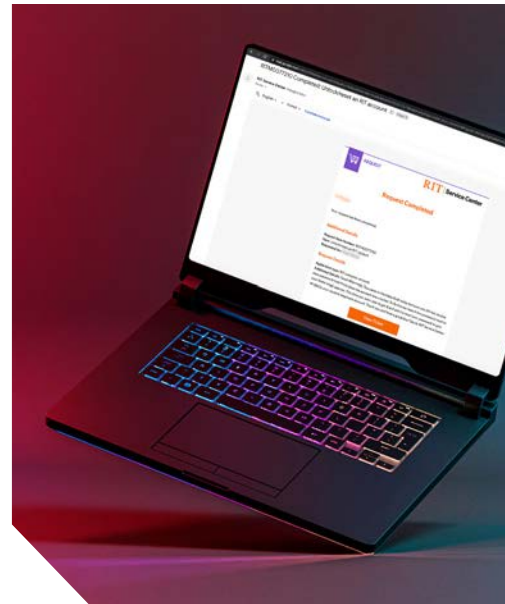
- ☒ Read the RIT Welcome Guide.
- ☐ Ask your student to go to rit.edu/studentcontact to verify that your email address is accurate in our system.
- ☐ Read all Family Orientation Newsletters – delivered straight to your email inbox.
- ☐ Participate in the Tiger Resource Series webinars – rit.edu/orientation/orientation-calendar.
- ☐ Check out the Parent and Family Programs website at rit.edu/parents.
- ☐ Follow us on Facebook at facebook.com/RITParents.

Get connected

We'll be sharing a lot of new information with you this summer, but don't worry if you feel like your brain has temporarily run out of storage space – we don't expect that you'll remember all of it. The RIT Orientation website will be your information hub for the summer.

Here, you'll find information about RIT resources, your summer to-do list, a calendar of upcoming virtual engagement opportunities, links to past communications, and more.

rit.edu/orientation



The first step to getting connected is setting up your RIT computer account and RIT email.

You will receive an account activation email from RIT when your enrollment deposit has been received and posted to our system. Please allow 1-2 business days for deposit payment processing. The account activation email will go to the email address supplied on your admissions application. You will use your new RIT computer account login to complete important tasks detailed in the New Student Checklist.

For detailed account management information or to contact the RIT Service Center, visit rit.edu/its/help.

The start of your RIT journey requires your active participation, as you connect with important resources and information, and take the necessary actions required of you as a new student.

Here are the important ways you will connect with us this summer:

New Student Checklist

The New Student Checklist will help you navigate all of the required action items you must complete before you arrive at RIT. It is important to note that some action items contain important deadlines, so we encourage you to review the full checklist as soon as possible.

rit.edu/orientation/new-student/checklist

New Student Newsletters

Reference past email communications online at rit.edu/orientation/communications.

- **New Student Newsletters**

Delivered straight to your RIT email inbox, the New Student Newsletter will introduce you to on campus resources, provide you with important updates, and will serve as a timely reminder for important tasks that must be completed prior to your arrival.

- **Family Orientation Newsletters**

Parents and family members of new Tigers will receive Family Orientation Newsletters throughout the summer with information that helps you and your family prepare to start your RIT journey together.

- **RIT Emails**

Throughout the summer, you will receive emails from RIT on a number of topics. Pay close attention, as many of these emails will provide you with important updates on pre-arrival requirements and unique opportunities available to you.

Tiger Resource Series Webinar

Throughout the summer, you and your family will have the opportunity to connect with and learn more about the many resources available to you at RIT. Topics for the Tiger Resource Series range from academic success to campus safety and student life.

rit.edu/orientation/orientation-calendar

Virtual Orientation

Jump start your Orientation experience with our RIT Virtual Orientation. The virtual orientation experience will provide you with important information, including an introduction to services and resources, to help you successfully launch your RIT journey.

You must complete all virtual orientation modules before you arrive on campus for your in-person Orientation experience. Feel free to go through this program at your own pace. If you need to take a break, you can log back in at any time and pick up where you left off.

Write down your questions and bring them with you to your in-person Orientation. The orientation team is eager to answer any questions you may have about your RIT journey.

virtualorientation.rit.edu

New Student Checklist

Start Here

There are a number of things that you must complete this summer – some have mid-summer deadlines and others must be completed before you arrive. Start checking a few things off of your list today with the items outlined on the page to the right.

☐ Request final transcripts

High school students: Your official final high school/secondary school transcripts should verify your graduation date. Please contact your high school counseling office or school official and request they send this information **no later than the start of the fall semester**. To check the receipt, log in to your RIT admissions portal to review your checklist at join.rit.edu/status.

If you took dual enrollment courses during high school or completed course work through a college, please contact the Registrar's Office of the college(s) to request that they send your final official college transcript in an official electronic format or in a school envelope to:

RIT Undergraduate Admissions Office, 60 Lomb Memorial Drive, Rochester, NY 14623
admissions@rit.edu

Transfer students: Please contact the Registrar's Office at your current or previous college(s) to request that they send your final official college transcript in an official electronic format or in a school envelope to:

RIT Undergraduate Admissions Office, 60 Lomb Memorial Drive, Rochester, NY 14623
admissions@rit.edu

Do you have AP, IB or other types of exam credit(s) that you have not already submitted to RIT to review for transfer credit? For information on test and transfer credit, please visit rit.edu/registrar/transfer-and-test-credit.

☐ Sign in and manage your eServices account

eServices (eservices.rit.edu) is your secure online portal where you can pay bills, view and accept financial aid, view grades and schedules, request a payment plan, and request a refund. You can set up your authorized users and select what you want them to have access to in the Manage Accounts section of eServices. All billing information is sent via email to you and up to three authorized users. For more information about billing, visit rit.edu/sfs/billing.

☐ Complete and submit your health history and immunization forms

You must complete all required health documents located online at wellnessportal.rit.edu. For detailed information about NYS and RIT health history and immunization requirements, visit rit.edu/studenthealth/immunizations.

☐ Update parent and emergency contact information

Take two minutes to update your parent and emergency contact information in the Student Information System at rit.edu/studentcontact. If you are unable to access the Student Information System, visit rit.edu/its/help to report an issue.

Orientation 2022

Group
5N
RIT Orientation

Save the Dates!

Welcome Days: Aug. 14-15, 2022

New Student Orientation: Aug. 16-21, 2022

Welcome Days

Aug. 14-15, 2022

Your on-campus Orientation experience will begin with your family on your Welcome Day – the day you check in for Orientation and, if you are living in RIT Housing, the day you will move into your on-campus residence. Information about selecting your Welcome Day/Move-In Day will be sent to you later this summer. Welcome Day activities include opportunities for the entire family. Student Orientation will begin on Aug. 16, 2022.

New Student Orientation

Aug. 16-21, 2022

At Orientation, you will launch your RIT experience with events, activities, and unique opportunities for connection. The on-campus Orientation experience is designed to provide you with the information and resources you need to be successful at RIT and gives you the opportunity to meet other new Tigers.

Information regarding your in-person Orientation experience will be updated throughout the summer at rit.edu/orientation.

If you have any questions, contact us at

orientation@rit.edu

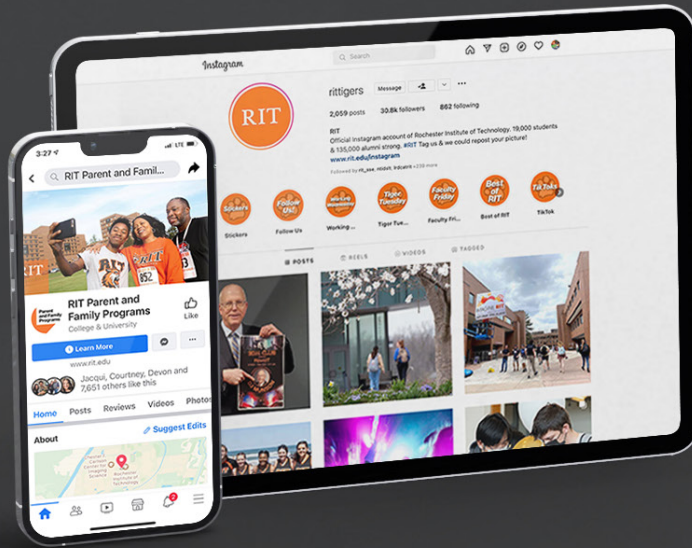
Follow us on Social Media

Rochester Institute of Technology




Parents

Engage with Tiger families, find out what's happening on campus, and receive important timely updates.



RIT Student Life

Connect with and get updates from your fellow RIT Tigers. These #RITstudentlife ambassadors will share weekly event highlights and timely tips to help you get connected and be successful during your time at RIT.



RIT Accepted Class of 2022

Meet your future classmates, learn more about life at RIT, find roommates, and ask current students questions!

