



RIT

You're on to
something
amazing.

Welcome

As you begin your journey, there are a few things you should know. Let's start right here: *your Welcome Guide*. This guide contains useful information to help you and your family know what to expect this summer – what you will need to do, how you can connect with RIT resources and other new students and families, and how and when you can expect to receive information from us.

And don't forget – if you have any questions, our team is here to help. Email us at orientation@rit.edu.

Contents

Welcome, Tigers!	1
Get Connected	2
New Student Checklist	4
Dining and Housing	6
Orientation 2023	8
Follow us on Social Media	10



Welcome, Tigers!

On behalf of everyone at RIT, it is my pleasure to welcome you to our Tiger family. Your decision to attend RIT is the beginning of what I know will be an extremely rewarding experience for both you and your family.

Our students – YOU – are essential to the future and direction of RIT. Here you will find endless opportunities to make your mark on our RIT community, the greater Rochester area, and beyond. As you embark on this exciting journey, I encourage you to let your dreams soar – take advantage of our one-of-a-kind opportunities to discover and explore. But remember, you are not alone in this journey. The staff and faculty at RIT are incredibly passionate about their work and are eager to help you in a time of need as well as celebrate your successes along the way.

Throughout the summer, you and your family will receive frequent email communications containing updates and information as well as action items that you will need to complete to ensure a smooth transition. Please reach out if you have any questions or if there is any way that we can help you as you prepare to launch your RIT experience.



I wish you all the best in the coming year!

A handwritten signature in black ink, reading "Sandra S. Johnson".

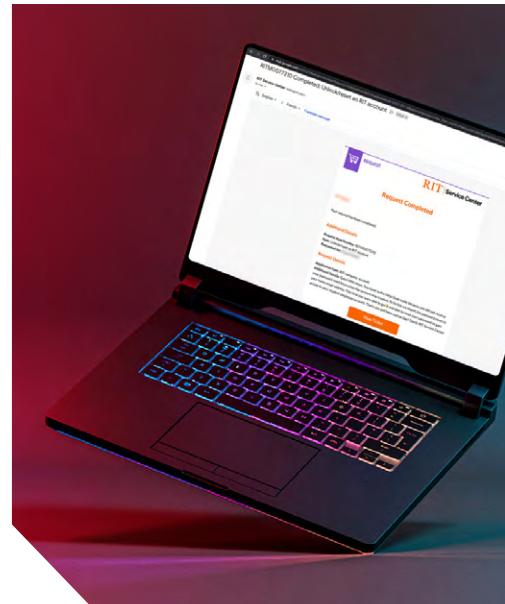
Sandra (Sandy) Johnson, Ed. D.

She/Her/Hers

Senior Vice President for Student Affairs

Get connected

We will be sharing a lot of new information with you this summer, but don't worry if you feel like your brain has temporarily run out of storage space – we don't expect that you will remember all of it. The RIT Orientation website will serve as your information hub, containing your summer to-do list, information about RIT resources, a calendar of important dates, links to past communications, and more. If you have questions or are looking for information, start by going to rit.edu/orientation.



The first step to getting connected is setting up your RIT computer account and RIT email.

You will receive an account activation email from RIT when your enrollment deposit has been received and posted to our system. Please allow 1-2 business days for deposit payment processing. The account activation email will go to the email address supplied on your admissions application. You will use your new RIT computer account login to complete important tasks detailed in the New Student Checklist.

For detailed account management information or to contact the RIT Service Center, visit help.rit.edu.

A successful transition to RIT requires your active participation. Throughout the summer, we expect that you will connect with important resources and information, and will complete all necessary actions required of you as an incoming student.

Here are the important ways you will connect with RIT this summer:

New Student Checklist

The New Student Checklist will help you navigate all of the required action items you must complete before you arrive at RIT. It is important to note that some action items contain mid-summer deadlines, so we encourage you to review the complete checklist as soon as possible and take note of important dates and deadlines.

rit.edu/orientation/new-student-checklist

Email Communications

Important information will be sent to you via email throughout the summer. Please check your RIT email regularly and pay close attention, as many of these emails will provide you with important updates on pre-arrival requirements and unique opportunities available to you.

You and your family will also receive newsletters delivered directly to your email inbox. The New Student Newsletter will introduce you to campus resources, provide you with important updates, and serve as a timely reminder for important tasks that must be completed prior to your arrival. Parents and family members of new Tigers will also receive newsletters throughout the summer to help you and your family prepare to start your RIT journey together.

rit.edu/orientation/communications-fall-2023

Virtual Orientation

Jump start your Orientation experience with our RIT Virtual Orientation. The virtual component of your Orientation experience will provide you with important information, including an introduction to services and resources.

You must complete all RIT Virtual Orientation modules before you arrive on campus for your in-person Orientation experience. Feel free to go through this program at your own pace. If you need to take a break, you can log back in at any time and pick up where you left off.

Write down your questions and bring them with you to Orientation. Our team is eager to answer any questions you may have about your RIT journey.

virtualorientation.rit.edu

Orientation Calendar

View important dates and deadlines using the Orientation Calendar.

rit.edu/orientation/orientation-calendar

New Student Checklist

Start Here

There are a number of tasks and requirements that you must complete this summer – some have mid-summer deadlines and others must be completed before you arrive on campus. Start checking a few things off of your list today.



☐ Request final transcripts

High school students: Your official final high school/secondary school transcript should verify your graduation date. Please contact your high school counseling office or school official and request they send this information **no later than the start of the fall semester**. To check the receipt, log in to your RIT admissions portal to review your checklist at join.rit.edu/status.

If you took dual-enrollment courses during high school or completed course work through a college, please contact the Registrar's Office of the college(s) to request that they send your final official college transcript in an official electronic format or in a school envelope to:

*RIT Undergraduate Admissions Office,
60 Lomb Memorial Drive, Rochester, NY 14623
admissions@rit.edu*

Transfer students: Please contact the Registrar's Office at your current or previous college(s) to request that they send your final official college transcript in an official electronic format or in a school envelope to:

*RIT Undergraduate Admissions Office,
60 Lomb Memorial Drive, Rochester, NY 14623
admissions@rit.edu*

Do you have AP, IB, or other types of exam credit(s) that you have not already submitted to RIT to review for transfer credit? For information on test and transfer credit, please visit rit.edu/registrar/transfer-and-test-credit.

☐ Sign in and manage your eServices account

eServices (eservices.rit.edu) is your secure online portal where you can pay bills, view and accept financial aid, view grades and schedules, request a payment plan, and request a refund. You can set up your authorized users and select what you want them to have access to in the Manage Accounts section of eServices. All billing information is sent via email to you and up to three authorized users. For more information about billing, visit rit.edu/sfs.

☐ Complete and submit your health history and immunization forms

You must complete all required health documents located online at wellnessportal.rit.edu. For detailed information about New York State and RIT health history and immunization requirements, visit rit.edu/studenthealth/immunizations.

☐ Update parent and emergency contact information

Update your parent and emergency contact information in the Student Information System at rit.edu/studentcontact. If you are unable to access the Student Information System, visit help.rit.edu to report an issue.

View the full New Student Checklist at rit.edu/orientation/new-student-checklist.

Dining

RIT has 19 dining locations, including coffee shops, convenience stores, and restaurants. To learn more about dining and meal plan options, visit rit.edu/dining.

Meal Plans

Students living in the residence halls, 175 Jefferson, or at the RIT Inn are required to have a meal plan. Meal plans are available for all RIT students, including students living off-campus.

Find the right meal plan option for you at rit.edu/dining/meal-plans.

Manage Your Dining Funds

You can manage your dining funds at tigerspend.rit.edu.

Tiger Spend allows you to:

- Add Dining Dollars and Tiger Bucks to your account
- View your balance
- View your transaction history
- Set up a low balance warning
- Utilize Tiger Pay, a mobile payment method that generates a unique barcode for in-person purchases
- Have family add dining funds to your account

If you have allergies or dietary restrictions, make an appointment with our registered dietitian at diningRD@rit.edu to discuss your needs and make a plan to eat safely on campus.



Commuter Students

The off-campus and commuter community is large and vibrant. Through Off-Campus and Commuter Services, you will have the opportunity to meet other commuter students and engage in events that help you get connected to important resources available to you at RIT. There is even a dedicated space on campus just for you!

Learn more about what is available for off-campus and commuter students at rit.edu/campuslife.

Housing

RIT Housing has 13 residence halls and the RIT Inn for first-year students to choose from, offering a variety of special interest and lifestyle housing options. You must complete your housing contract in the myLife portal at mylife.rit.edu to get started. Visit rit.edu/housing to learn more.

As you begin planning your RIT Housing arrangements, please keep these important dates in mind:

- ☐ **May 16:** Complete your housing contract to be eligible for the room and roommate selection process. If you choose not to self-select or complete your housing contract by May 16, RIT Housing will assign you to a room and roommate in July.
- ☐ **May 18:** If you completed your housing contract by May 16, you will receive an email with an appointment date and time to select your room.
- ☐ **May 29:** If you require housing accommodations, complete an application through the Disability Services Office at rit.edu/disabilityservices.
- ☐ **May 30 – June 16:** Students with appointment times will self-select rooms online by logging into the myLife portal at [myLife.rit.edu](https://mylife.rit.edu) at their assigned date and time.
- ☐ **End of June:** Students living in RIT Housing will receive an email outlining the process to select a move-in date and time.

Orientation 2023

Save the Dates!

Welcome Days: Aug. 20-21, 2023

New Student Orientation: Aug. 22-27, 2023

Welcome Days

Aug. 20-21, 2023

Your on-campus Orientation experience will begin with your family on your Welcome Day – the day you check in for Orientation and, if you are living in RIT Housing, the day you move into your on-campus residence. Information about selecting your Welcome Day/Move-In Day will be sent to your RIT email later this summer. Welcome Day activities include opportunities for the entire family. New Student Orientation will begin on Aug. 22, 2023.

New Student Orientation

Aug. 22-27, 2023

Your in-person Orientation experience will help you connect with campus resources and your fellow RIT Tigers through a variety of events and activities. Learn more about in-person Orientation at rit.edu/orientation/freshman. Additional information and a schedule of events will be shared later this summer.

If you have any questions, contact orientation@rit.edu.

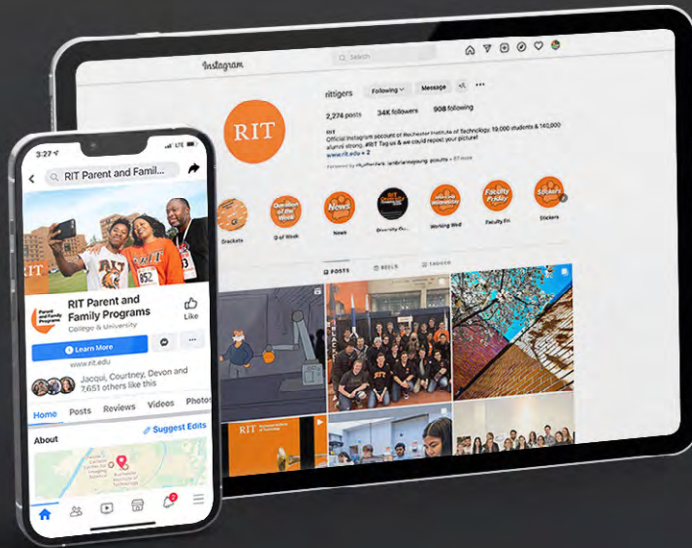
Follow us on Social Media

Rochester Institute of Technology




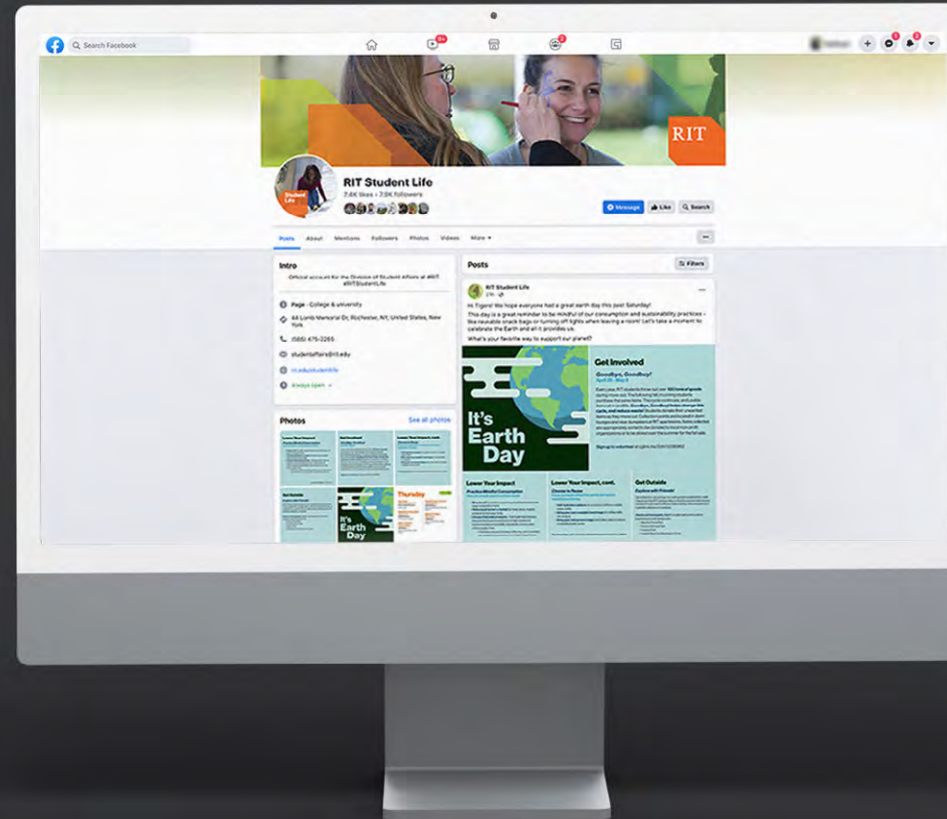
Families

Engage with Tiger families, find out what's happening on campus, and receive important timely updates.



RIT Student Life

Connect with and get updates from your fellow RIT Tigers. These #RITstudentlife ambassadors will share weekly event highlights and timely tips to help you get connected and be successful during your time at RIT.



RIT Accepted Class of 2023

Meet your future classmates, learn more about life at RIT, find roommates, and ask current students questions!

