



Welcome Guide 2024



You're on to
something
amazing.

Welcome

Starting this new adventure may feel exciting and perhaps a bit overwhelming. Follow this Welcome Guide to successfully navigate your journey to becoming an RIT student. Here, we've compiled the most important information for you so you know what to expect and what you'll need to do throughout the summer. And don't forget – if you have any questions, our team is here to help.

[✉ orientation@rit.edu](mailto:orientation@rit.edu) 📞 585-475-7995

Contents

Welcome, Tigers!	1
Get Connected	2
New Student Checklist	4
Important Dates	6
Campus Traditions	7
Orientation 2024	8
Follow us on Social Media	10



Welcome, **Tigers!**

On behalf of everyone at RIT, it is my pleasure to welcome you to our Tiger family. Your decision to attend RIT is the beginning of what I know will be an extremely rewarding experience for both you and your family.

Our students – YOU – are essential to the future and direction of RIT. Here you will find endless opportunities to make your mark on our RIT community, the greater Rochester area, and beyond. As you embark on this exciting journey, I encourage you to let your dreams soar – take advantage of our one-of-a-kind opportunities to discover and explore. But remember, you are not alone in this journey. The staff and faculty at RIT are incredibly passionate about their work and are eager to help you in a time of need as well as celebrate your successes along the way.

Throughout the summer, you and your family will receive frequent email communications containing updates and information as well as action items that you will need to complete to ensure a smooth transition. Please reach out if you have any questions or if there is any way that we can help you as you prepare to launch your RIT experience.



I wish you all the best in the coming year!

Sandra (Sandy) Johnson, Ed. D.

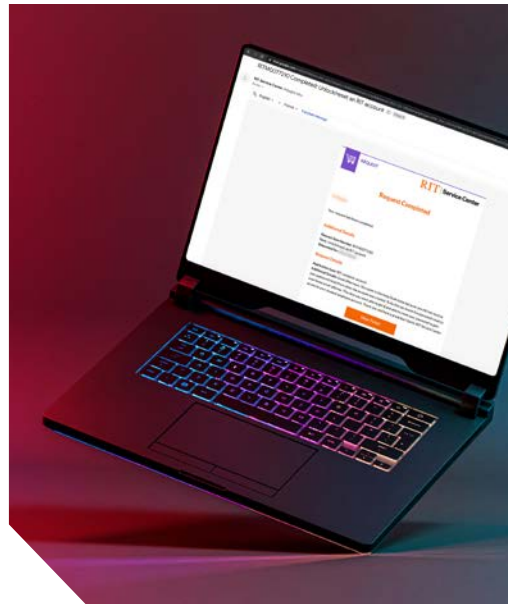
She/Her/Hers

Senior Vice President for Student Affairs

Get Connected

We will be sharing a lot of new information with you this summer, but don't worry if you feel like your brain has temporarily run out of storage space – we don't expect that you will remember all of it.

The RIT Orientation website will serve as your information hub, containing your summer to-do list, information about RIT resources, a calendar of important dates, links to past communications, and more. If you have questions or are looking for information, start by going to rit.edu/orientation.



Start Here

Set up your RIT account

You should have already received an RIT account activation notice sent to the email address supplied on your admissions application. By setting up your account, you will gain access to RIT's secure applications, some of which you will need to access to complete your pre-arrival requirements this summer.

rit.edu/its/rit-computer-accounts

A successful transition to RIT requires your active participation. Throughout the summer, we expect that you will connect with important resources and information, and will complete all necessary actions required of you as an incoming student.

Here are the important ways you will connect with RIT this summer:

New Student Checklist

The New Student Checklist will help you navigate the required action items you must complete before you arrive at RIT. It is important to note that some action items contain mid-summer deadlines, so we encourage you to review the complete checklist as soon as possible and take note of important dates and deadlines.

rit.edu/orientation/checklist

Email Communications

Important information will be sent to you via email throughout the summer. Please check your RIT email regularly and pay close attention, as these emails will include important announcements and updates on pre-arrival requirements and unique opportunities made just for you.

You and your family will also receive newsletters delivered directly to your email inbox. The New Student Newsletter will introduce you to campus resources, provide you with important updates, and serve as a timely reminder for important tasks that must be completed prior to your arrival. Parents and family members of new Tigers will also receive newsletters throughout the summer to help you and your family prepare to start your RIT journey together.

rit.edu/orientation/communications

Virtual Orientation

Jump start your Orientation experience with our RIT Virtual Orientation. The virtual component of your Orientation experience will provide you with important information, including an introduction to services and resources.

You must complete all RIT Virtual Orientation modules before you arrive on campus for your in-person Orientation experience. Feel free to go through this program at your own pace. If you need to take a break, you can log back in at any time and pick up where you left off.

Write down your questions and bring them with you to Orientation. We are eager to answer any questions you may have about your RIT journey.

virtualorientation.rit.edu

Save the Dates: What to Expect Webinars

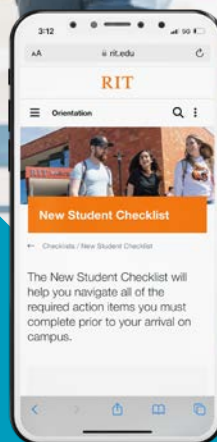
Join us on Tuesday, Aug. 6, or Thursday, Aug. 8, to learn about RIT move-in and Orientation. We'll share detailed information about what to expect when you arrive on campus.

New Student Checklist

Start Here

There are a number of tasks and requirements that you must complete this summer – some have mid-summer deadlines and others must be completed before you arrive on campus. Start checking a few things off of your list today.

View the full New Student Checklist at rit.edu/orientation/checklist.



Request final transcripts

High school students: Your official final high school/secondary school transcript should verify your graduation date. Please contact your high school counseling office or school official and request they send this information **no later than the start of the fall semester**. To check the receipt, log in to your RIT admissions portal to review your checklist at join.rit.edu/status.

If you took dual-enrollment courses during high school or completed course work through a college, please contact the Registrar's Office of the college(s) to request that they send your final official college transcript in an official electronic format or in a school envelope to:

*RIT Undergraduate Admissions Office,
60 Lomb Memorial Drive, Rochester, NY 14623
admissions@rit.edu*

Transfer students: Please contact the Registrar's Office at your current or previous college(s) to request that they send your final official college transcript in an official electronic format or in a school envelope to:

*RIT Undergraduate Admissions Office,
60 Lomb Memorial Drive, Rochester, NY 14623
admissions@rit.edu*

Do you have AP, IB, or other types of exam credit(s) that you have not already submitted to RIT to review for transfer credit? For information on test and transfer credit, please visit rit.edu/transferecredits.

Sign in and manage your eServices account

eServices (eservices.rit.edu) is a secure online portal where you can pay bills, view and accept financial aid, view grades and schedules, request a payment plan, and request a refund. You can add and manage authorized users in the "Manage Accounts" section of eServices. Billing info is emailed to you and up to three others. For more information about billing, visit rit.edu/sfs.

Complete and submit your health history and immunization forms

You must complete all required health documents located online at wellnessportal.rit.edu. For detailed information about New York State and RIT health history and immunization requirements, visit rit.edu/studenthealth/immunizations.

Update parent and emergency contact information

Update your parent and emergency contact information in the Student Information System at rit.edu/studentcontact. If you are unable to access the Student Information System, visit help.rit.edu/sp to report an issue.

Snap a selfie for your university ID

Take a selfie and create your own personalized student ID for pickup during Orientation. View photo requirements and learn more at rit.edu/its/id-cards.

Important Dates

May 26

Housing: RIT Housing Contract Deadline

May 28

Housing: Notice of Room Selection Appointment

June 11-26

Housing and Dining: Room and Meal Plan Selection

First Week of July

RIT Bill Available to View in e-Services

Early July

Housing: Move-in Day Selection

Early August

Preliminary Course Schedules Available

August 15

RIT Bill Payment Due Date

August 18-19

Welcome Days, New Student Move-in, and Family Orientation

August 20-25

New Student Orientation

August 26

Classes Begin – Get ready to launch your academic journey at RIT!

Campus Traditions

Fall 2024



TigerFest – Aug. 25-31

Start off the semester right with a roaring welcome to RIT! You'll get a chance to connect with other students, learn about campus resources, and discover ways to get involved at the Tiger Activities Fair.



FallFest – Sept. 19-22

Crisp air and crunchy apples mean it's fall in Rochester! Kick-off RIT's annual seasonal celebrations with FallFest. Join us for a variety of events and fall-themed activities.



Brick City Homecoming & Family Weekend – Oct. 18-20

This yearly tradition honors RIT's families, students, alumni, staff, and friends of the university. Get involved in one of the many Brick City Weekend activities: check out one of our distinguished speakers, enter the Brick City 5k race, cheer on our Tigers at sporting events, and more!

Spring 2025



FreezeFest – Jan. 27-Feb. 8

Grab your gloves and embrace the cold during RIT's annual winter celebration! This longstanding tradition features multiple days of festivities, including hot cocoa tastings, ice skating, and more.



SpringFest – April 17-20

Wrap up the end of the school year with a celebration of all things spring! SpringFest is a great way to unwind and have fun before finals. Join us for music, food, games, and more.



Imagine RIT – April 26

Where creativity and innovation come to life, Imagine RIT features the extraordinary work of our students, faculty, and staff. This university-wide event features hundreds of exhibits and welcomes visitors of all ages year after year.

Learn more about these important dates and deadlines at rit.edu/guide-dates.

Explore more at rit.edu/studentlife/campus-traditions.

Orientation 2024

Save the Dates!

Welcome Days: Aug. 18 or 19, 2024

New Student Orientation: Aug. 20-25, 2024

Welcome Days

Aug. 18 or 19, 2024

Your on-campus Orientation experience will begin with your family on your Welcome Day – the day you check in for Orientation and, if you are living in RIT Housing, the day you move into your on-campus residence. Students living on campus will receive information about selecting a Welcome Day/Move-In Day via email later this summer. Commuter students can choose to attend either Welcome Day, as the event schedule is the same both days.

New Student Orientation

Aug. 20-25, 2024

Your in-person Orientation experience will help you connect with campus resources and your fellow RIT Tigers through a variety of events and activities.

If you have any questions, contact orientation@rit.edu.

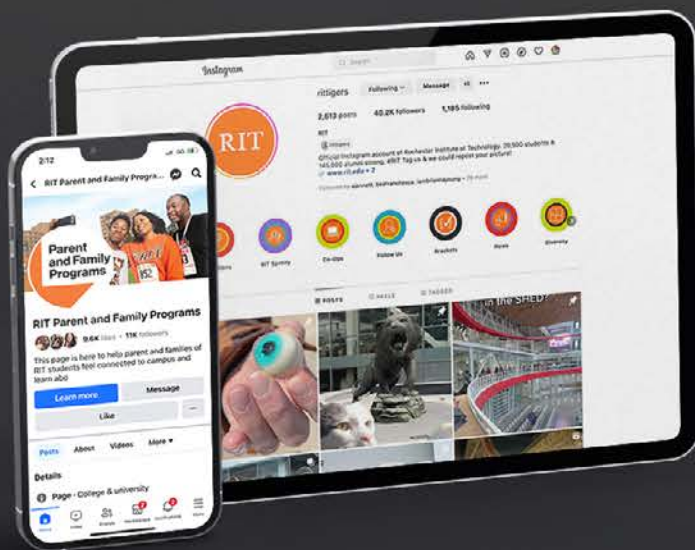
Follow us on Social Media

Rochester Institute of Technology



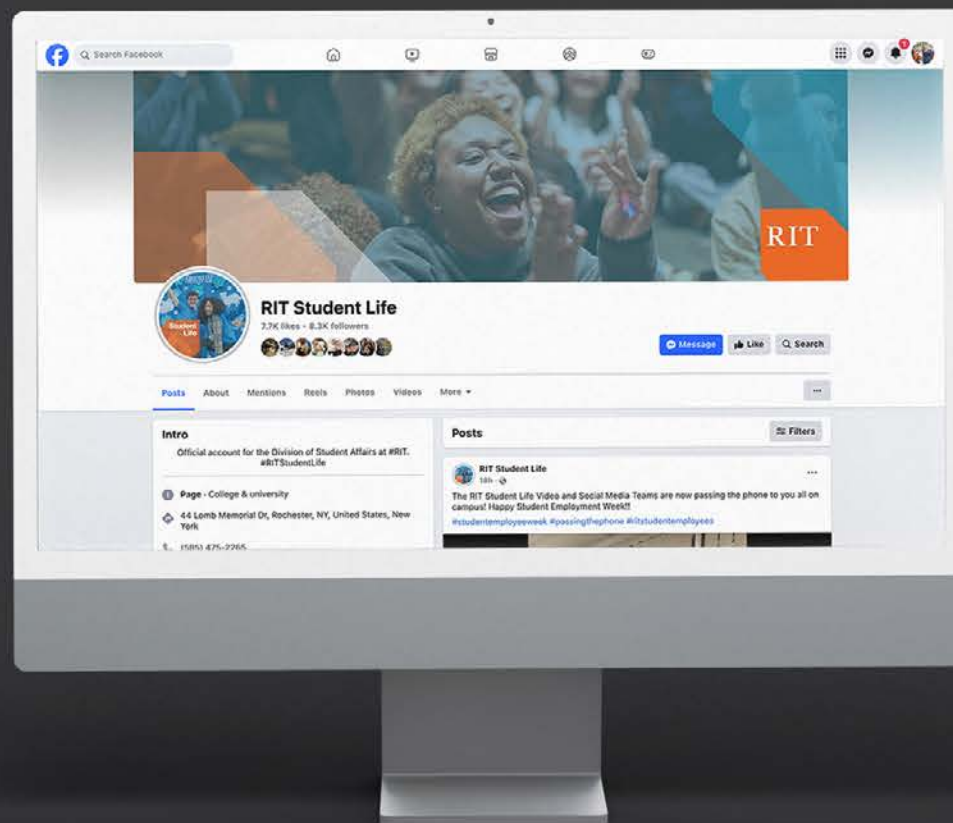
Families

Engage with Tiger families, find out what's happening on campus, and receive important timely updates.



RIT Student Life

Connect with and get updates from your fellow RIT Tigers. These #RITstudentlife ambassadors will share weekly event highlights and timely tips to help you get connected and be successful during your time at RIT.



RIT Accepted Class of 2024

Meet your future classmates, learn more about life at RIT, find roommates, and ask current students questions!



