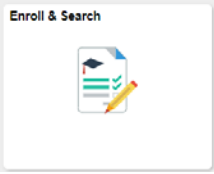






## How to Drop or Withdraw from a Class

1	Log in to SIS <a href="http://sis.rit.edu">http://sis.rit.edu</a>
2	Click 
3	Click on  Drop Classes in the left navigation bar
4	Select the term that you'd like to drop/withdraw classes from
5	Check the Select box next to the class(es) you want to drop/withdraw from 
6	Click  in the upper right corner
7	Review and click  in the upper right corner to drop/withdraw from the class(es). Then, click Yes to drop.
8	You will receive a confirmation message that the class has been dropped/withdrawn.