
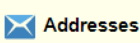


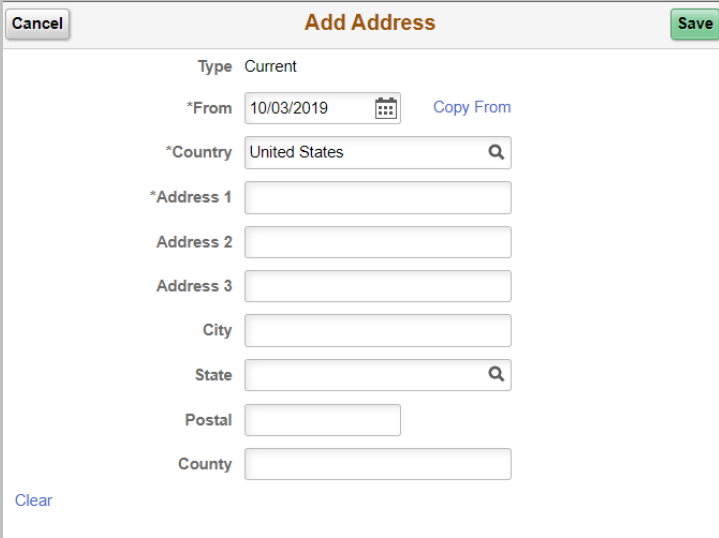



## How to Update Your Address

1	Log in to SIS <a href="http://sis.rit.edu">http://sis.rit.edu</a>
2	Click 
3	Click on  in the left navigation bar
4	Select the address you want to update For new address, click  or  to add a new address. It is important to not future date your address as it will not update into other systems.
5	Enter your address information 
6	Click  in the upper right corner
7	Once the window closes, your updated or new address will display on the page