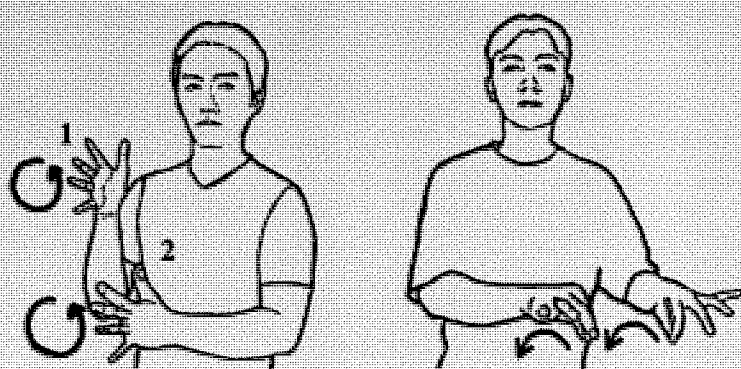


HO CHI MINH CITY SIGN LANGUAGE

**COMPANION DICTIONARY TO
STUDENT HANDBOOK 2
LEVEL 1**

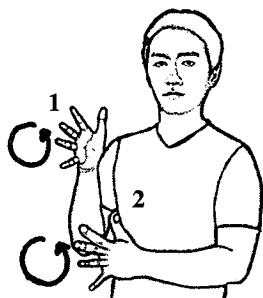


**THE HCMCSL
PRODUCTION TEAM**

First International Edition

HO CHI MINH CITY SIGN LANGUAGE

COMPANION DICTIONARY TO
STUDENT HANDBOOK 2
LEVEL 1



The HCMCSL
Production Team



First International Edition
(Funded by The Nippon Foundation, Tokyo, Japan)

© Copyright 2007, Sign Language Research, Inc.

Published in Viet Nam by the
Project on Opening University Education to Deaf People in Viet Nam
Through Sign Language Analysis, Teaching, and Interpretation
Deaf Cultural Studies Program
5th Floor, Administration Building
Cao Dang Su Pham Dong Nai
Dong Khoi Street, KP 3, P. Tan Hiep
Bien Hoa City, Dong Nai
VIET NAM

THE HCMCSL PRODUCTION TEAM*

SIGN
TRANSLATIONS
Nguyen Dinh Mong Giang
Le Thi Thu Huong
Nguyen Hoang Lam
Nguyen Tran Thuy Tien
Luu Ngoc Tu
Ho Thu Van

VIETNAMESE
TRANSLATIONS
Nguyen Thi Hoa

ENGLISH
TRANSLATIONS
James Woodward

LINGUISTIC
ADVISOR
James Woodward

SIGN
PHOTOGRAPHY
Nguyen Thi Hoa
Nguyen Minh Nhut

SIGN
MODELS
Pham Van Hai
Le Thi Thu Huong
Nguyen Minh Nhut
Nguyen Tran Thuy Tien

SIGN
ILLUSTRATIONS
Pham Van Hai
Le Thi Thu Huong
Nguyen Minh Nhut
Ho Thu Van
Luu Ngoc Tu

*The HCMCSL Production Team is comprised of staff and students in the Project on Opening University Education to Deaf People in Viet Nam Through Sign Language Analysis, Teaching, and Interpretation. All members of the HCMCSL Production Team are Deaf except for Nguyen Thi Hoa and James Woodward.

TABLE OF CONTENTS

ACKNOWLEDGEMENTS	vi
INTRODUCTION	vii
FOCUS AND USE OF THE BILINGUAL DICTIONARY	ix
MOVEMENT SYMBOLS	x
ABBREVIATIONS USED	xi
HO CHI MINH CITY SIGN LANGUAGE TO ENGLISH DICTIONARY	1
HOW TO FIND ONE HANDED SIGNS	4
ONE HANDED SIGNS	9
HOW TO FIND TWO HANDED SIGNS	24
TWO HANDED SIGNS	33
ENGLISH TO HO CHI MINH CITY SIGN LANGUAGE DICTIONARY	58

ACKNOWLEDGEMENTS

Production of this book was supported by two grants from The Nippon Foundation in Tokyo.

The first grant, Opening University Education for Deaf People in Viet Nam Through Sign Language Analysis, Research and Teaching, administered by The Dong Nai Provincial Department of Education and Training and housed at Dong Nai Provincial Teacher's College, has provided full support for training Vietnamese Deaf people in the following programs: Certificate in the Linguistics of Vietnamese Sign Languages, Level 1 and Level 2; Certificate in the Teaching of Vietnamese Sign Languages, Level 1 and Level 2; and the first full high school and university program for Deaf People in Viet Nam.

The second grant, Practical Dictionaries of Asian-Pacific Sign Languages, administered by the Centre for Sign Linguistics and Deaf Studies in the Department of Linguistics and Modern Languages at The Chinese University of Hong Kong, has provided support for the research and publication costs to produce this book.

We are extremely grateful to the above-mentioned organizations for their support.

We also wish to thank Dr. Mike Kemp, Ms. Peoungpaka Janyawong, and Ms. Jean Gordon for teaching the courses in the programs: Certificate in the Teaching of Vietnamese Sign Languages, Level 1 and Level 2. Their professional competence as Deaf professional teachers of sign languages was of tremendous value to our Deaf students.

In addition, we would like to thank Dr. James DeCaro and Dr. William Clymer of PEN-International, NTID, for providing technical training to streamline the production of line drawings for this dictionary.

Finally, it should be noted that the views represented in this dictionary do not necessarily reflect the views of the above-named supporting agencies, organizations, and/or individuals.

INTRODUCTION

There are three major sign languages used in Viet Nam: Ha Noi Sign Language, Hai Phong Sign Language, and Ho Chi Minh City Sign Language. This book focuses on the most widely used of these sign languages—Ho Chi Minh City Sign Language. (Later books will focus on Ha Noi Sign Language and Hai Phong Sign Language.) Ho Chi Minh City Sign Language has its origins in a mixture of indigenous sign languages in Viet Nam existing prior to 1886 with French Sign Language, which was brought to Viet Nam in 1886 when the first school for deaf people was established in Lai Thieu, Bin Duong (Woodward, Hoa, and Tien 2004). This is similar to origins of American Sign Language in the United States (Woodward 1978), although Ho Chi Minh City Sign Language has less influence from French Sign Language than American Sign Language has from French Sign Language. Readers who are familiar with American Sign Language will note that some signs, such as “black” resemble American signs. However, these signs do not occur because of contact with American Sign Language. They occur because French Sign Language influenced American Sign Language in the early 1800’s and French Sign Language influenced Ho Chi Minh City Sign Language in the late 1880’s.

Ho Chi Minh City Sign Language shares approximately 58% of its basic core vocabulary with Ha Noi Sign Language and approximately 54% of its basic core vocabulary with Hai Phong Sign Language (Woodward 2000). These rates show that Ho Chi Minh City Sign Language, Ha Noi Sign Language, and Hai Phong Sign Language are not dialects of the same language, since dialects of the same language are normally expected to show 80% to 100% rates of cognates in basic core vocabulary (Crowley 1992). However, these rates do indicate that the three major sign languages in Viet Nam can be classified closely related languages belonging to the same language family. Related languages within a language family can be expected to share 36% to 79% of their basic core vocabulary. [American Sign Language and French Sign Language, which are considered closely related languages belonging to the same language family, share approximately 61% of their basic vocabulary (Woodward 1978). American and British Sign Languages are not closely related and do not belong to the same language family, since they only share 31% cognates in core basic vocabulary (McKee and Kennedy 2000).]

Hearing people often have many misconceptions about sign languages. For example, Hearing people in many countries often assume that sign languages are universal. Or hearing people may assume that the history and the structure of sign languages are similar to that of spoken language(s) in the country.

However, the evidence we have already presented about variation in sign languages have shown that sign languages cannot be universal, since sign language vocabularies vary even inside of one country, such as Viet Nam. In addition, the evidence presented above that American Sign Language is more closely related to French Sign Language than it is to British Sign Language shows that the histories of sign languages must be viewed independently of the history of spoken languages in the countries. (American English is not closer to French than it is to British English.)

Finally, the grammatical structures of sign languages and spoken languages in a given community are different. For example, Ho Chi Minh City Sign Language normally

has Subject, Object, Verb word order, while spoken/written Vietnamese has Subject, Verb, Object word order. In Ho Chi Minh City Sign Language numerals are placed after nouns, while in spoken/written Vietnamese numerals are placed before nouns, etc. (Please see the accompanying student handbook for more examples.)

References Cited

Crowley, T. 1992. *An Introduction to Historical Linguistics*. Oxford: Oxford University Press.

McKee, D. and Kennedy, G. 2000. Lexical Comparison of Signs from American, Australian, British, and New Zealand Sign Languages. In K. Emmorey and H. Lane (eds.) *The Signs of Language Revisited: An Anthology in Honor of Ursula Bellugi and Edward Klima*. Mahwah, New Jersey: Lawrence Erlbaum Associates, Inc., Publishers, pp. 49-76.

Woodward, J. 1978. Historical Bases of American Sign languages. In P. Siple (ed.) *Understanding Language Through Sign Language Research*. New York: Academic Press, pp. 333-348.

Woodward, J. 2000. Sign Languages and Sign Language Families in Thailand and Viet Nam. In K. Emmorey and H. Lane (eds.), *The Signs of Language Revisited: An Anthology in Honor of Ursula Bellugi and Edward Klima*. Mahwah, New Jersey: Lawrence Erlbaum Associates, Inc., Publishers, pp. 23-47.

Woodward, J., Ng. T. Hoa, and Ng. T. T. Tien. 2004. Providing Higher Educational Opportunities to Deaf Adults in Viet Nam Through Vietnamese Sign Languages. *Deaf Worlds* 20:3, 232-263.

FOCUS AND USE OF THE BILINGUAL DICTIONARY

This dictionary is not meant to be a general or a comprehensive dictionary of Ho Chi Minh City Sign Language. Rather it is a practical tool for beginning hearing students of Ho Chi Minh City Sign Language who do not know spoken/written Vietnamese. (Vietnamese versions of all materials are available for users of Vietnamese.)

This dictionary is meant to be used in conjunction with *Ho Chi Minh Sign Language, Student Handbook 2, Level 1*. The handbook was prepared for students learning Ho Chi Minh City Sign Language from a live certified Deaf teacher of Ho Chi Minh City Sign Language or from a video/cd version of a certified Deaf teacher of Ho Chi Minh City Sign Language. For more information about classes and materials in both English and Vietnamese, please contact:

Deaf Cultural Studies Program
5th Floor, Administration Building
Cao Dang Su Pham Dong Nai
Dong Khoi Street, KP 3, P. Tan Hiep
Bien Hoa City, Dong Nai
VIET NAM

or

Centre for Sign Languages and Deaf Studies
Department of Linguistics and Modern Languages
The Chinese University of Hong Kong
Shatin, Hong Kong SAR
China

This dictionary is bilingual. In the first part of the dictionary, you can look up the English meaning of a sign through its handshape, orientation, location, and movement. (Please see page 1 for more details.) In the second part of the dictionary you can look up the sign translation of English words. Again, it should be stressed that this dictionary only includes signs taught in beginning classes that use the teaching materials we have prepared.

It is hoped that as time passes, this dictionary can be serve as a basis for a large, comprehensive dictionary of signs used in Ho Chi Minh City Sign Language. In closing, users of this dictionary are reminded that they should not attempt to learn individual forms of signs solely from this dictionary. As with any dictionary of any language, this volume is only a tool. It is no substitute for face-to-face interaction with native users of the language.

MOVEMENT SYMBOLS



Upward Movement



Downward Movement



Left to Right Movement



Right to Left Movement



Outward Movement



Inward Movement



Left to Right Circular Movement



Right to Left Circular Movement



Up and Down Movement



Side to Side Movement



Single Contact



Double Contact



Repeated Upward Movement



Repeated Downward Movement



Repeated Left to Right Movement



Repeated Right to Left Movement



Repeated Outward Movement



Repeated Inward Movement



Left to Right Circular Movement



Right to Left Circular Movement



Up to Down Zig-Zag Movement



Movement of Fingers



Non-Straight Movement

ABBREVIATIONS USED

AJ	Adjective
ASP	Aspect
AV	Adverb
CONJ	Conjunction
EXC	Exclamation
N	Noun
NEG	Negative
NUM	Number
L	Lesson (in Student Handbook 1)
PREP	Preposition
PRO	Pronoun
Pt	Part
QW	WH-Question Word
SENT	Sentence
V	Verb

HO CHI MINH CITY SIGN LANGUAGE TO ENGLISH DICTIONARY

All sign languages, just like all spoken languages, can be written down. Since spoken languages are conveyed by using sounds, most writing systems for writing spoken languages have some symbols for representing sounds in the way they are spoken. Sign languages, of course, do not have sounds, but they do have consistently reoccurring parameters. There are 5 important parameters in the production of signs in all sign languages: 1) the handshapes used in making signs, 2) the specific orientation of these handshapes, 3) the locations where the signs are made, 4) the movements used in making signs, and 5) non-manual expressions using in the production of signs.

This dictionary organizes the signs you have learned primarily by using the first three parameters mentioned above: handshapes, orientation, and location. If you want to use this dictionary to find a sign you have learned, you must first know if the sign uses one hand or two hands in the production of the sign. Signs using only one hand occur in the first section of this dictionary from page 9 to page 23. Signs using two hands occur in the second section of this dictionary beginning on page 33.

Signs using one handshape are organized by three criteria:

- 1) HANDSHAPE,
- 2) ORIENTATION,
- 3) LOCATION.

HANDSHAPES have been organized according to six hierarchical criteria:

- 1) How many fingers are extended? (0, 1, 2, 3, 4) Handshapes with fewer fingers are listed before handshapes with more fingers extended.
- 2) Are the extended fingers spread or not spread apart from each other? Handshapes within a category determined by criterion 1 that do not have spread fingers are listed before handshapes within the same category that have spread fingers. (Handshapes with 0 or 1 finger (even if they have the thumb extended are always not spread.)
- 3) Is the thumb extended or not extended? Handshapes within a category determined by criteria 1 and 2 that have no thumb extended are listed before handshapes within the same category that do have the thumb extended.
- 4) Are the extended fingers and/or extended thumb bent or not bent? Handshapes within a category determined by criteria 1, 2, and 3 that do not have extended fingers and/or thumb that are not bent are listed before handshapes within the same category that have extended fingers and/or thumb that are bent.

5) Do the extended, bent fingers make direct contact with the tip of the thumb? Handshapes within a category determined by criteria 1, 2, 3, and 4 in which extended, bent fingers make no contact with the tip of the thumb are listed before handshapes that do make such contact.

6) Are there any additional factors present in the handshape? Those handshapes within a category determined by criteria 1, 2, 3, 4, and 5 with no additional factors are listed before handshapes in the same category with additional factors. (For example handshapes in which the fingers are not tapered are listed before handshapes in which the fingers are tapered.)

ORIENTATIONS are the second parameter for organization. Within each handshape, signs are organized by orientation of the handshape, if the handshape alone is not enough to identify the sign in this dictionary. The orientation of the palm and the orientation of the fingers may both be important. In this dictionary, the orientation of the palm is written first followed by the orientation of the fingers (as if all fingers were extended). If the handshape and the orientation of the palm are sufficient to identify a sign in this dictionary, the orientation of the fingers is not included. If there is more than one type of orientation of the fingers for a given handshape and palm orientation, the finger orientation is included. The order for orientation in this dictionary is:

- 1) inward (T),
- 2) upward (Λ),
- 3) facing the non-dominant (left for right-handed) side of the body ($>$),
- 4) outward (\perp),
- 5) downward (V),
- 6) facing the dominant side (right for right-handed) side of the body ($<$).

Thus, within any one handshape, signs are listed in the following logical order.

	T Λ	T $>$		T V	T $<$
	1	2		3	4
Λ T		$\Lambda >$	$\Lambda \perp$		$\Lambda <$
5		6	7		8
$>$ T	$> \Lambda$		$> \perp$	$> V$	
9	10		11	12	
	$\perp \Lambda$	$\perp >$		$\perp V$	$\perp <$
	13	14		15	16
V T		V $>$	V \perp		V $<$
17		18	19		20
$<$ T	$< \Lambda$		$< \perp$	$< V$	
21	22		23	24	

(Some of these orientations are physically impossible to produce, so they are not included in the chart. Occasionally an orientation will be diagonally in between two of these orientations and will be represented as "I".)

LOCATIONS are the third parameter for organization. Within each identified orientation of each handshape, signs are organized by location of the sign. The order for location is:

- 1) at or near the top of the head,
- 2) the whole face,
- 3) at, near, or in front of the upper part of the face,
- 4) at, near, or in front of the middle part of the face,
- 5) at, near, or in front of the lower part of the face,
- 6) at, near, or in front of the neck,
- 7) at, near, or in front of the upper part of the trunk or arm,
- 8) at, near, or in front of the middle part of the trunk or arm,
- 9) at, near, or in front of the lower part of the trunk or arm.







No special symbols are used in this dictionary for location, since there is rarely more than three signs (one line of pictures) where difference in location is important. A quick visual scan is sufficient to locate differences in location.







Signs with two handshapes are organized by:







- 1) the handshape of the dominant hand,
- 2) the handshape of the non-dominant hand,
- 3) the orientation of the palm of the dominant hand, if relevant,
- 4) the orientation of the fingers of the dominant hand, if relevant.
- 5) the orientation of the palm of the non-dominant hand, if relevant.
- 6) the orientation of the fingers of the non-dominant hand, if relevant.
- 7) the location of the sign.




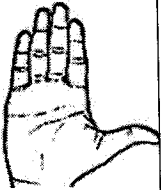


If you want to look up a one-handed sign, go to the next page for more information. If you want to look up a two-handed sign go to page 24 for more information.





HOW TO FIND ONE HANDED SIGNS

Order in Dictionary	Handshape Illustration	Page Number in Dictionary	Explanation of Ordering of Handshape
1		9	1. Fingers: 0 2. Spread: No 3. Thumb: No 4. Bent: No 5. Contact: No 6. Other: No
2		9	1. Fingers: 0 2. Spread: No 3. Thumb: No 4. Bent: No 5. Contact: No 6. Other: Yes, not closed
3		10	1. Fingers: 0 2. Spread: No 3. Thumb: Yes 4. Bent: No 5. Contact: No 6. Other: No
4		10	1. Fingers: 1 (Index) 2. Spread: No 3. Thumb: No 4. Bent: No 5. Contact: No 6. Other: No
5		11	1. Fingers: 1 (Index) 2. Spread: No 3. Thumb: No 4. Bent: Yes 5. Contact: No 6. Other: No
6		12	1. Fingers: 1 (Index) 2. Spread: No 3. Thumb: Yes 4. Bent: No 5. Contact: No 6. Other: No

Order in Dictionary	Handshape Illustration	Page Number in Dictionary	Explanation of Ordering of Handshape
7		12	1. Fingers: 1 (Index) 2. Spread: No 3. Thumb: Yes 4. Bent: Yes 5. Contact: No 6. Other: Yes, curved
8		13	1. Fingers: 1 (Index) 2. Spread: No 3. Thumb: Yes 4. Bent: Yes 5. Contact: No 6. Other: Yes, curved & tapered
9		13	1. Fingers: 1 (Index) 2. Spread: No 3. Thumb: Yes 4. Bent: Yes 5. Contact: Yes 6. Other: Yes, curved & tapered
10		14	1. Fingers: 1 (Little) 2. Spread: No 3. Thumb: No 4. Bent: No 5. Contact: No 6. Other: No
11		14	1. Fingers: 2 (Index, Mid) 2. Spread: No 3. Thumb: No 4. Bent: No 5. Contact: No 6. Other: No
12		15	1. Fingers: 2 (Index, Mid) 2. Spread: Yes 3. Thumb: No 4. Bent: No 5. Contact: No 6. Other: No

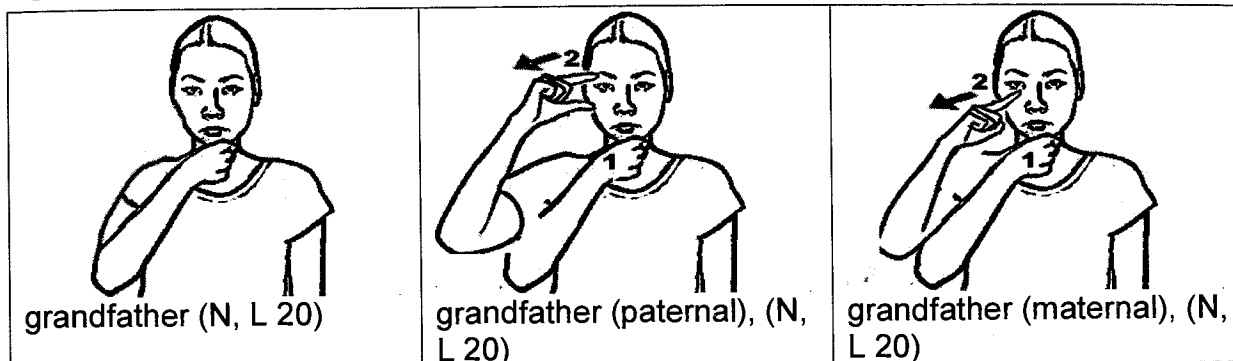
Order in Dictionary	Handshape Illustration	Page Number in Dictionary	Explanation of Ordering of Handshape
13		16	<ol style="list-style-type: none"> 1. Fingers: 2 (Index & Mid) 2. Spread: Yes 3. Thumb: No 4. Bent: No 5. Contact: N/A 6. Other: Yes, thumb inserted
14		16	<ol style="list-style-type: none"> 1. Fingers: 2 (Index, Mid) 2. Spread: Yes 3. Thumb: No 4. Bent: Yes 5. Contact: No 6. Other: No
15		16	<ol style="list-style-type: none"> 1. Fingers: 2 (Index & Little) 2. Spread: Yes 3. Thumb: Yes 4. Bent: No 5. Contact: N/A 6. Other: No
16		17	<ol style="list-style-type: none"> 1. Fingers: 3 (Index, Mid, Ring) 2. Spread: Yes 3. Thumb: No 4. Bent: No 5. Contact: Yes 6. Other: No
17		17	<ol style="list-style-type: none"> 1. Fingers: 3 (Index, Mid, Ring) 2. Spread: Yes 3. Thumb: No 4. Bent: Yes 5. Contact: Yes 6. Other: No
18		17	<ol style="list-style-type: none"> 1. Fingers: 3 (Mid, Ring, Little) 2. Spread: Yes 3. Thumb: Yes 4. Bent: No 5. Contact: No 6. Other: Yes, curving

Order in Dictionary	Handshape Illustration	Page Number in Dictionary	Explanation of Ordering of Handshape
19		18	<ol style="list-style-type: none"> 1. Fingers: 3 (Mid, Ring, Little) 2. Spread: Yes 3. Thumb: Yes 4. Bent: No 5. Contact: Yes 6. Other: Yes, curving and tapering
20		18	<ol style="list-style-type: none"> 1. Fingers: 4 2. Spread: No 3. Thumb: No 4. Bent: No 5. Contact: No 6. Other: Yes, not closed
21		20	<ol style="list-style-type: none"> 1. Fingers: 4 2. Spread: No 3. Thumb: No 4. Bent: Yes 5. Contact: No 6. Other: Yes, not closed
22		20	<ol style="list-style-type: none"> 1. Fingers: 4 2. Spread: No 3. Thumb: Yes 4. Bent: No 5. Contact: No 6. Other: No
23		21	<ol style="list-style-type: none"> 1. Fingers: 4 2. Spread: No 3. Thumb: Yes 4. Bent: Yes 5. Contact: No 6. Other: No
24		21	<ol style="list-style-type: none"> 1. Fingers: 4 2. Spread: No 3. Thumb: Yes 4. Bent: Yes 5. Contact: Yes 6. Other: Yes, curved


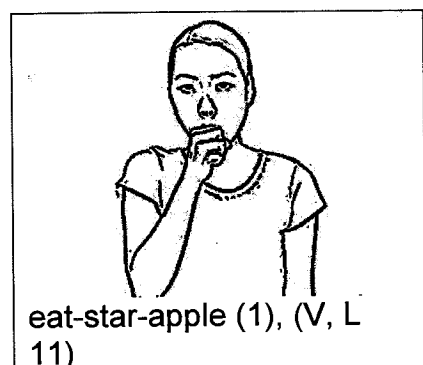
Order in Dictionary	Handshape Illustration	Page Number in Dictionary	Explanation of Ordering of Handshape
25		21	<ol style="list-style-type: none"> 1. Fingers: 4 2. Spread: No 3. Thumb: Yes 4. Bent: Yes 5. Contact: Yes 6. Other: Yes, curved & tapered
26		22	<ol style="list-style-type: none"> 1. Fingers: 4 2. Spread: Yes 3. Thumb: No 4. Bent: No 5. Contact: No 6. Other: No
27		22	<ol style="list-style-type: none"> 1. Fingers: 4 2. Spread: Yes 3. Thumb: Yes 4. Bent: No 5. Contact: No 6. Other: No
28		23	<ol style="list-style-type: none"> 1. Fingers: 4 2. Spread: Yes 3. Thumb: Yes 4. Bent: Yes 5. Contact: No 6. Other: Yes, curved



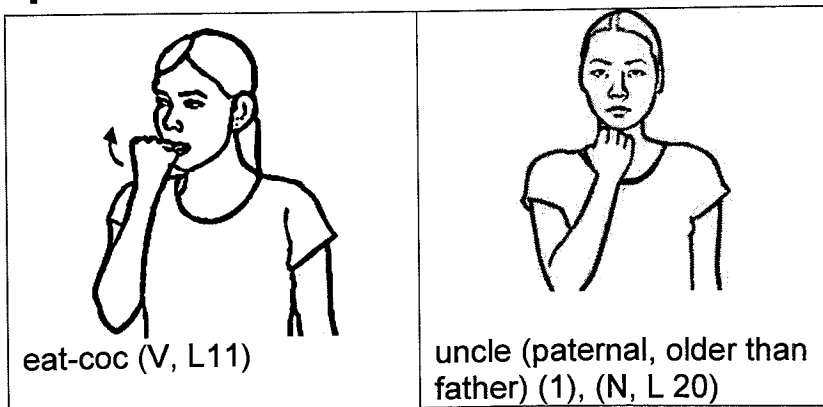
T



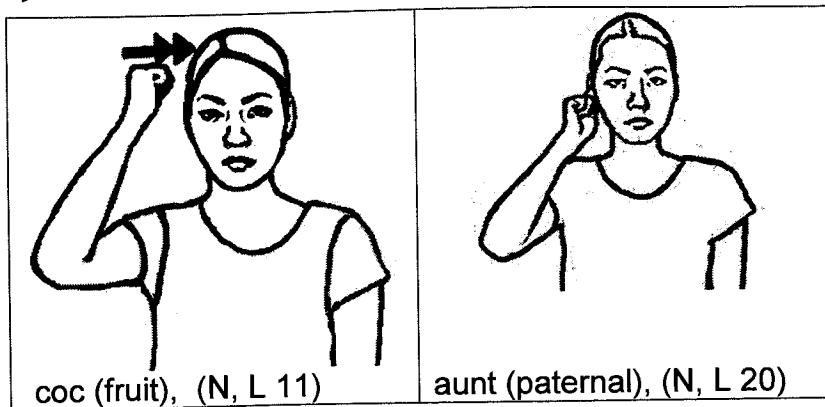
>



T




>



coc (fruit), (N, L 11)


aunt (paternal), (N, L 20)



>Λ

>⊥


⊥



polite (AJ, L 13)

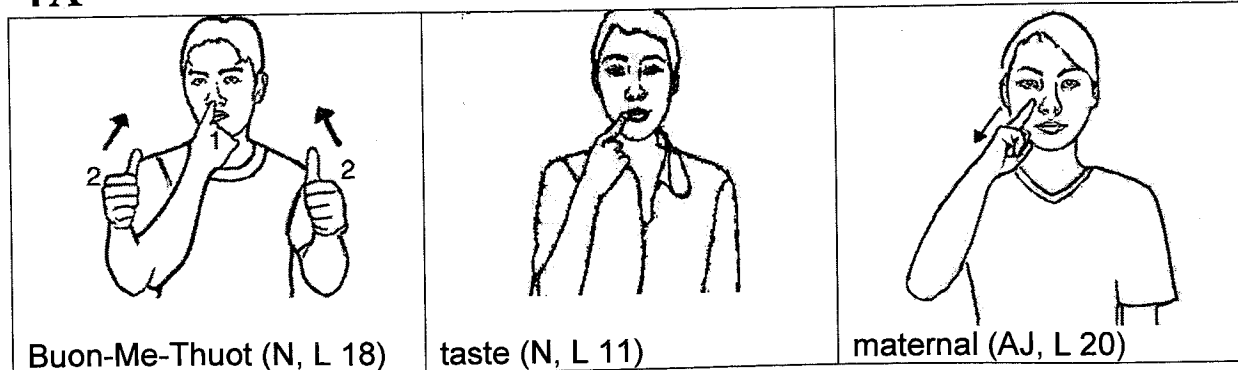
big (person), (AJ, L 13)

student (N, L 13)



TA

/

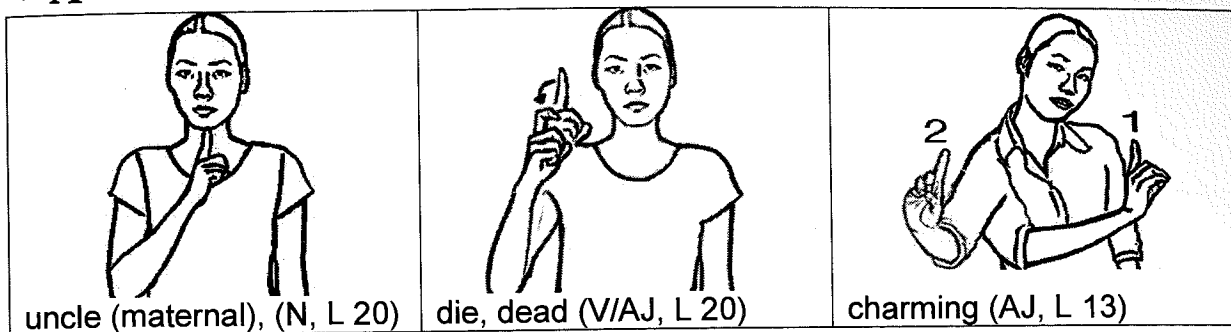


Buon-Me-Thuot (N, L 18)

taste (N, L 11)

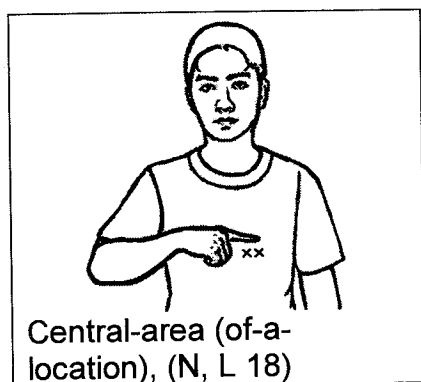
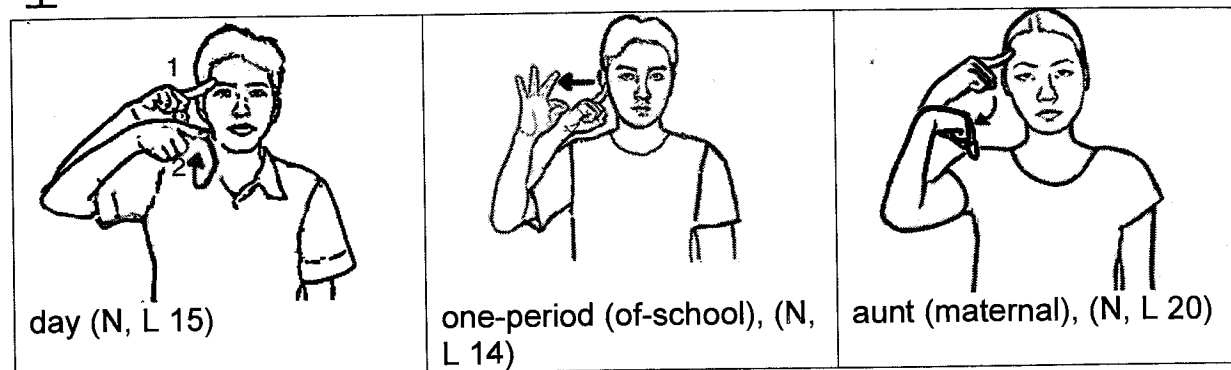
maternal (AJ, L 20)

>Λ



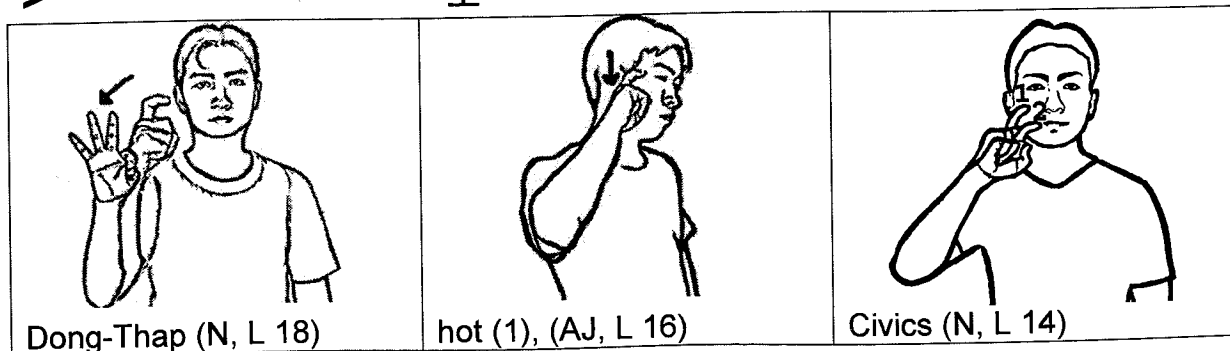
⊥

V


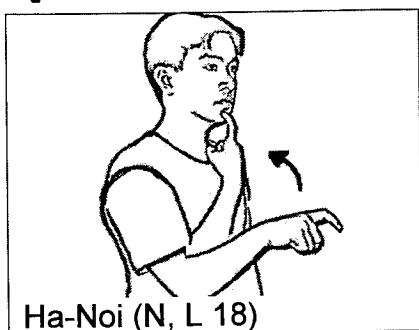


>

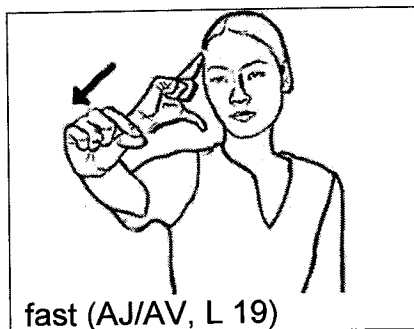
⊥



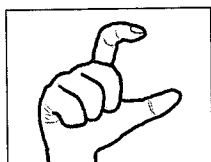

V



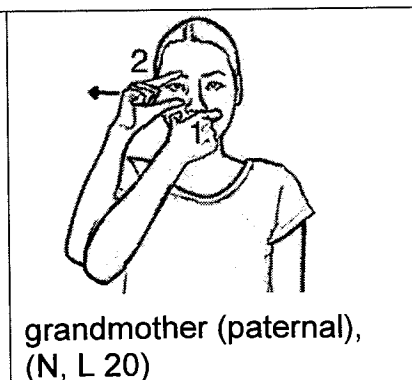
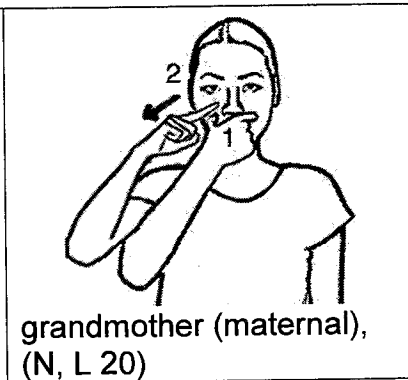

>



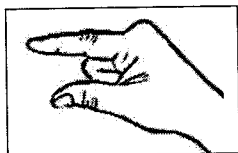
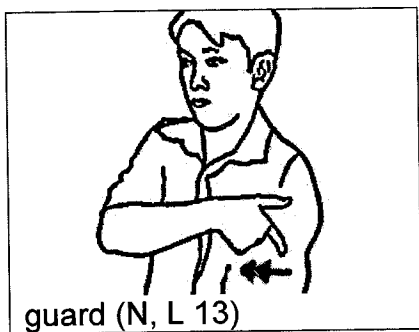
⊥



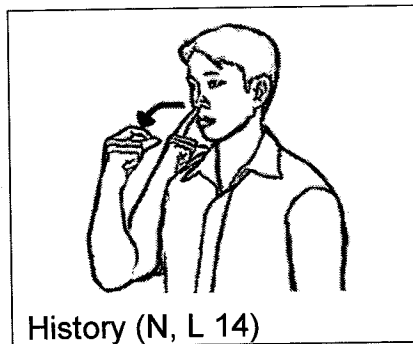
T



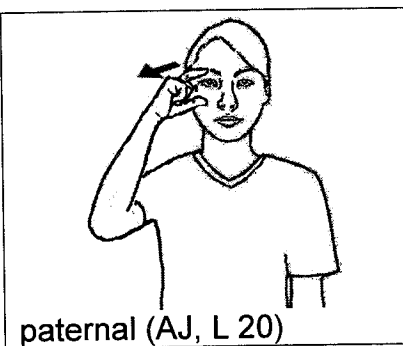
<





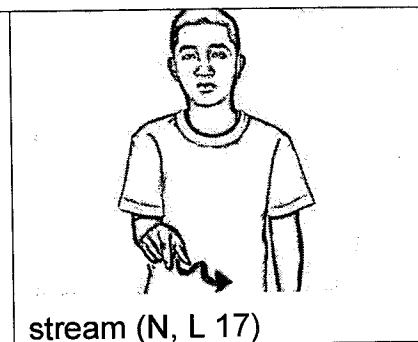
T


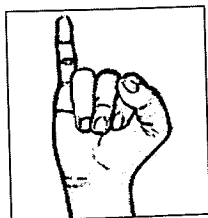


>




V






small (person), (AJ, L 13)




TA



Hai-Phong (N, L 18)



South (N, L 18)




Viet-Nam (N, L 18)

TV



star-apple (N, L 11)


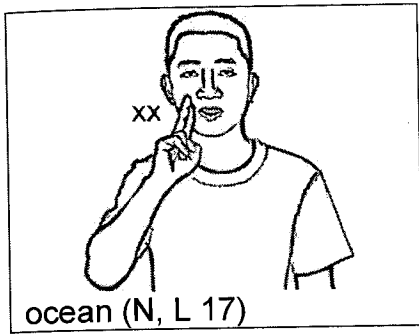


uncle (paternal, younger than father), (N, L 20)



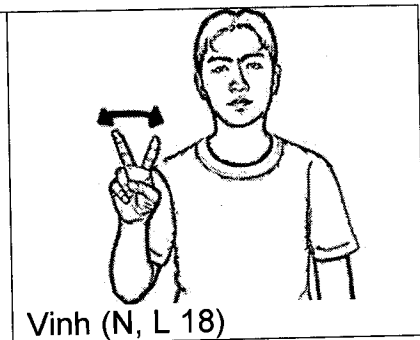
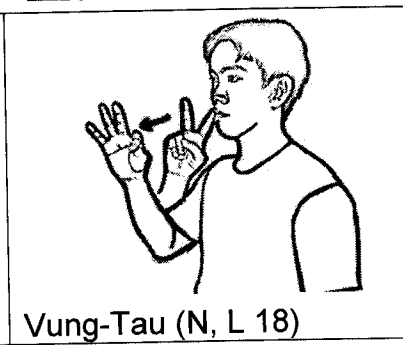
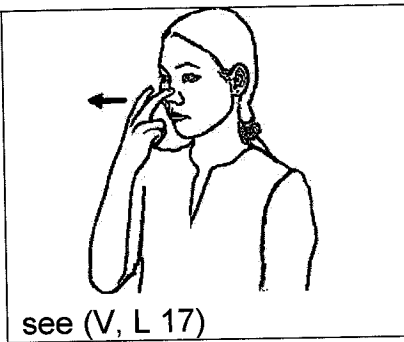
Nghe-An (N, L 18)

>



T

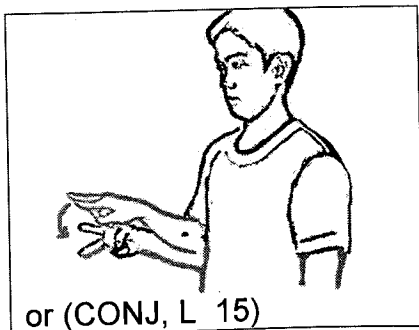
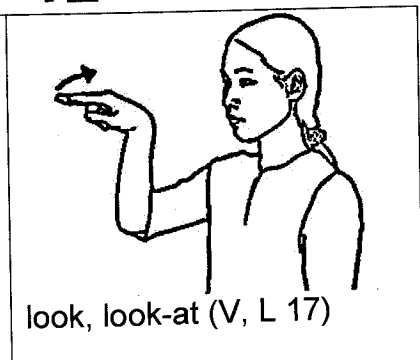


⊥Λ





⊥/



V>

V⊥







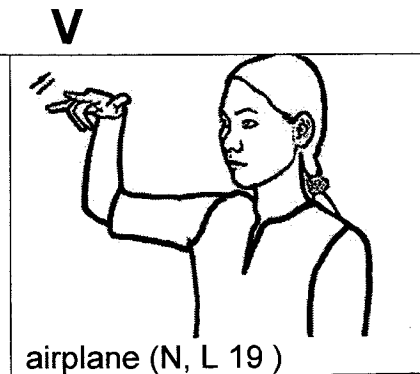
Phan-Thiet (N, L 18)



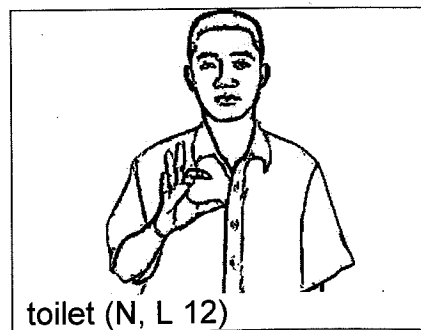
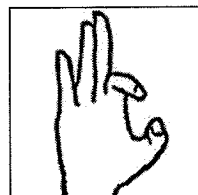
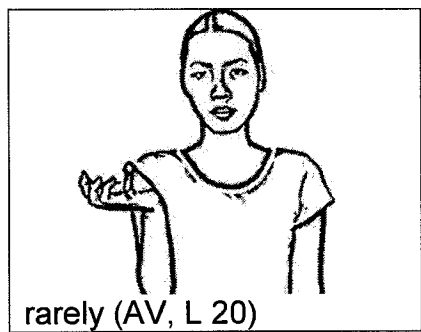
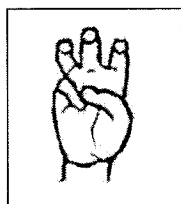

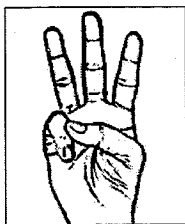
Biology (N, L 14)




airplane-fly (V, L 19)

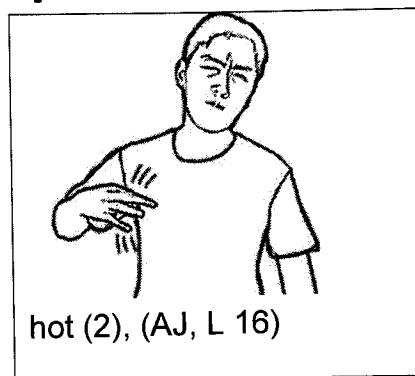


airplane (N, L 19)

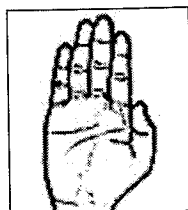
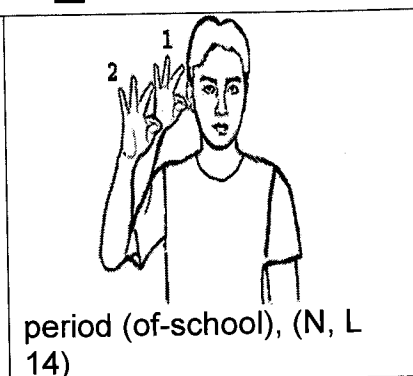





T



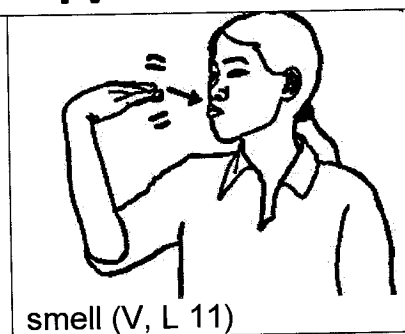
⊥




TA



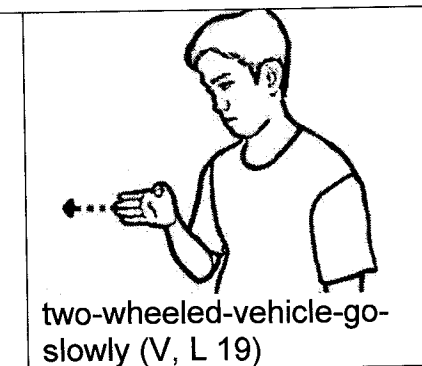
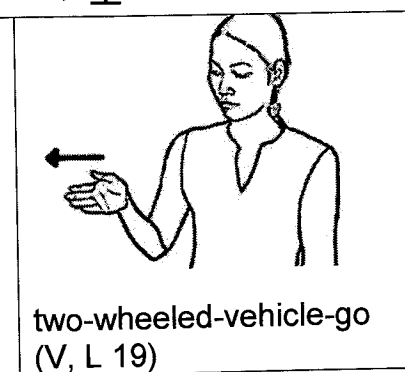

TV




>|




>⊥



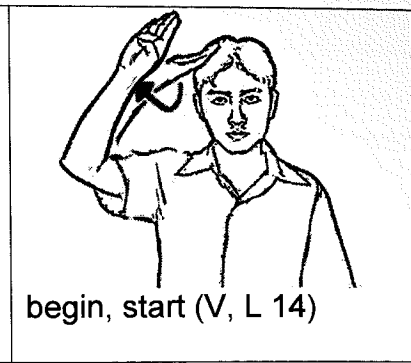
⊥Λ



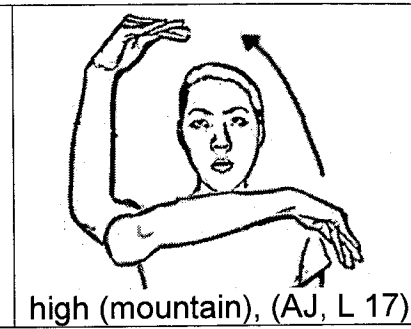
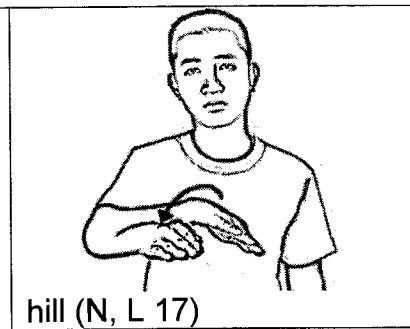

⊥/



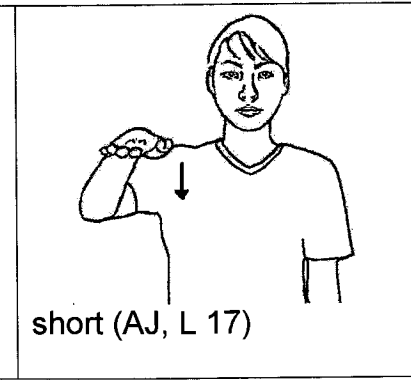
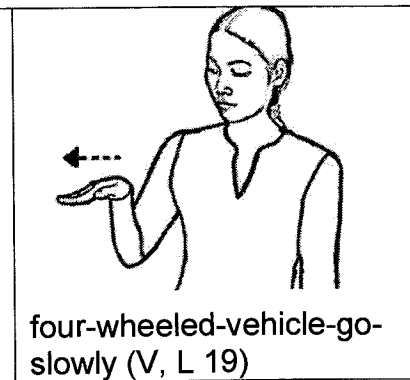
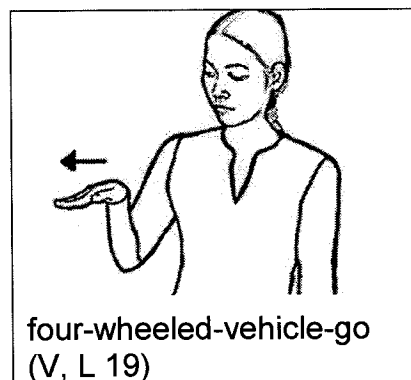
/




V>


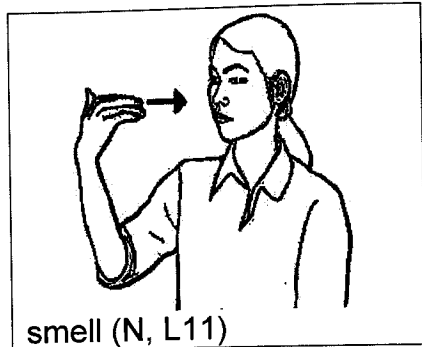
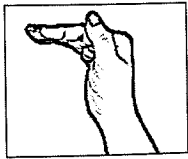


V⊥

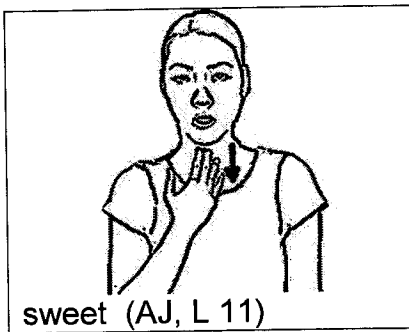


<

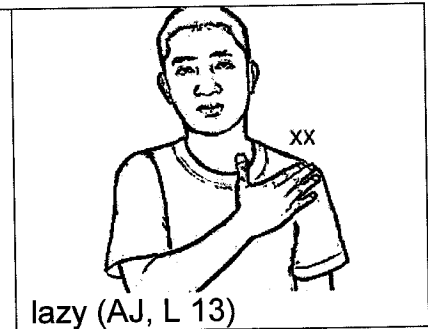






TA




T/



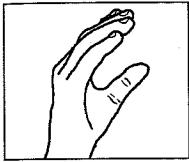


>



⊥

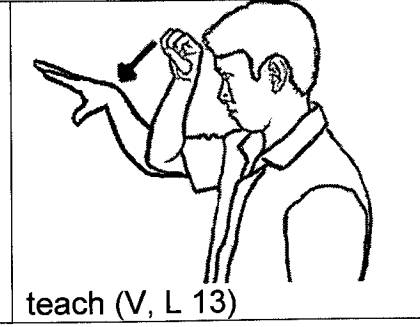
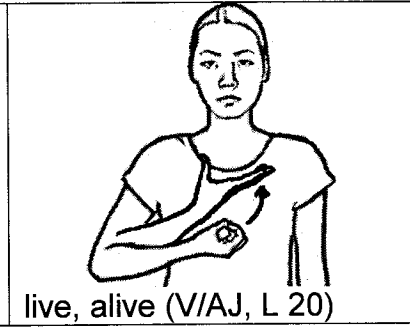





Λ⊥



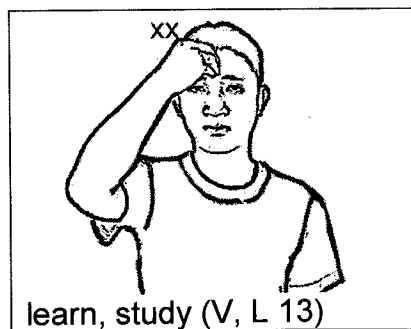
Λ>

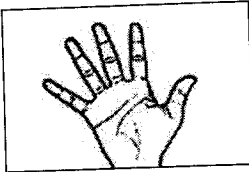

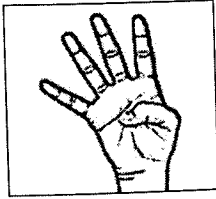
⊥



T

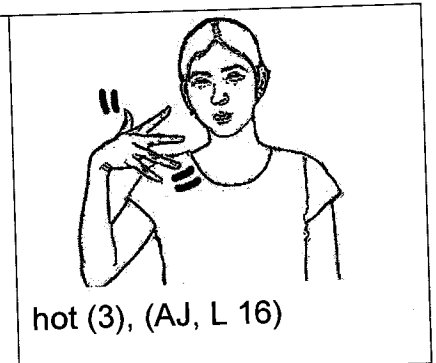


Λ





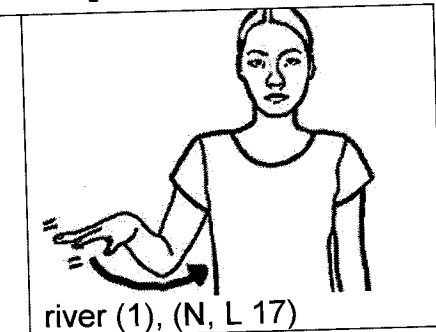


⊥


V>



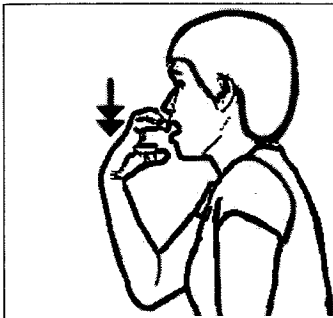
V⊥

V<

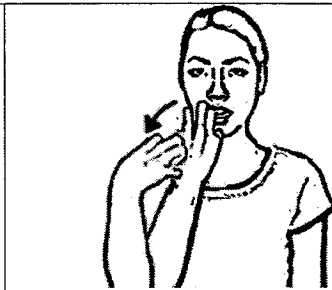





T



eat-apple (V, L 11)



eat-guava (V, L 11)




canteen (for-eating), (N, L 12)


ΔT

$\Delta >$


$>$



tour (V, L 17)

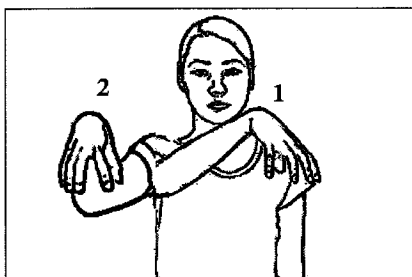


apple (V, L 11)















guava (N, L 11)













V



























building (N, L 12)













HOW TO FIND TWO HANDED SIGNS













Order in Dictionary	Dominant Handshape Illustration	NonDominant Handshape Illustration	Page Number in Dictionary
1			33
2			34
3			34
4			34
5			35
6			35













Order in Dictionary	Dominant Handshape Illustration	NonDominant Handshape Illustration	Page Number in Dictionary
7			36
8			36
9			37
10			37
11			38
12			38













Order in Dictionary	Dominant Handshape Illustration	NonDominant Handshape Illustration	Page Number in Dictionary
13			39
14			39
15			39
16			40
17			40
18			40









Order in Dictionary	Dominant Handshape Illustration	NonDominant Handshape Illustration	Page Number in Dictionary
19			41
20			41
21			42
22			42
23			43
24			43

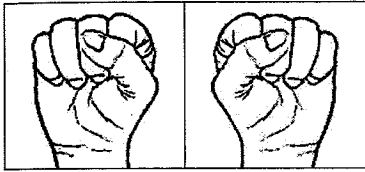
Order in Dictionary	Dominant Handshape Illustration	NonDominant Handshape Illustration	Page Number in Dictionary
25			44
26			44
27			44
28			45
29			45
30			46

Order in Dictionary	Dominant Handshape Illustration	NonDominant Handshape Illustration	Page Number in Dictionary
31			46
32			47
33			47
34			48
35			48
36			48

Order in Dictionary	Dominant Handshape Illustration	NonDominant Handshape Illustration	Page Number in Dictionary
37			49
38			49
39			51
40			51
41			52
42			53

Order in Dictionary	Dominant Handshape Illustration	NonDominant Handshape Illustration	Page Number in Dictionary
43			53
44			53
45			54
46			54
47			55
48			55

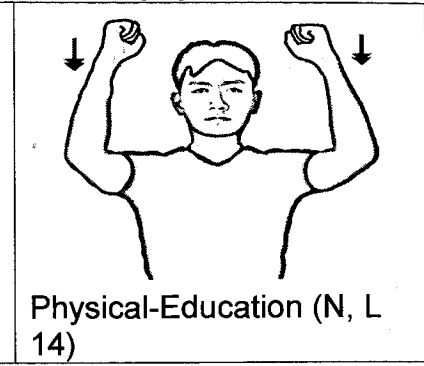

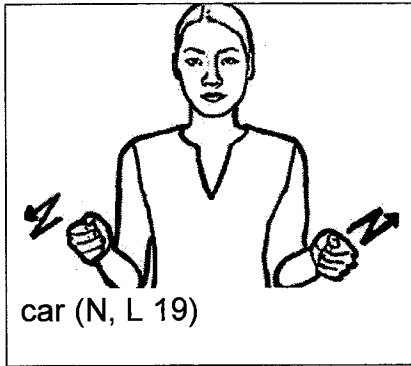
Order in Dictionary	Dominant Handshape Illustration	NonDominant Handshape Illustration	Page Number in Dictionary
49			56
50			56
51			56
52			57



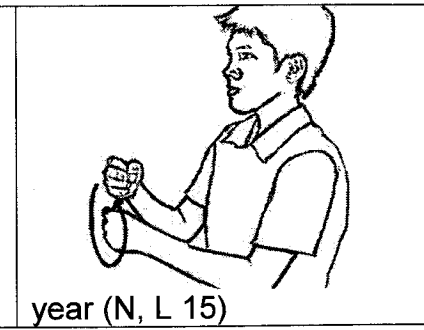
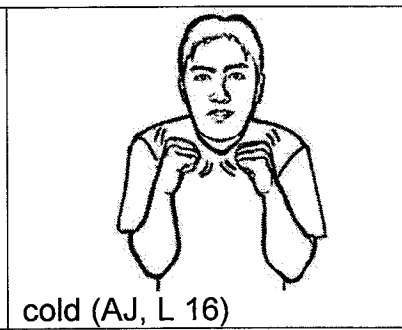
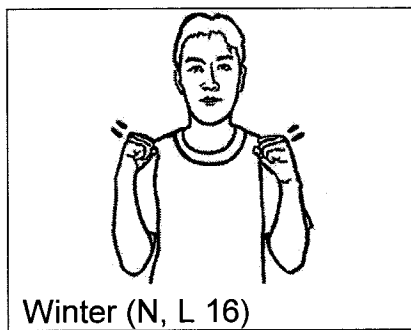
T

>Λ(V)

>Λ(<)


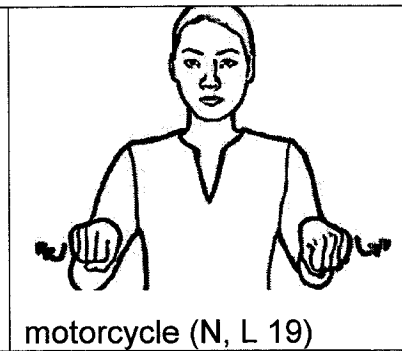
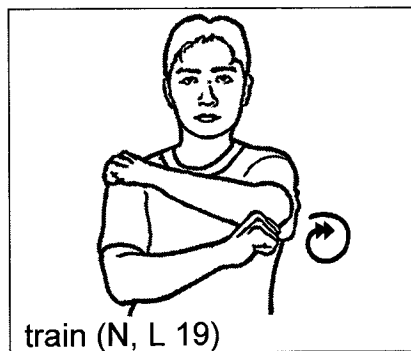


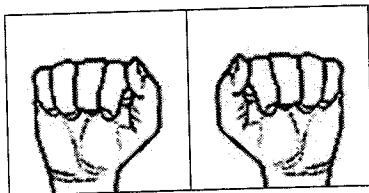
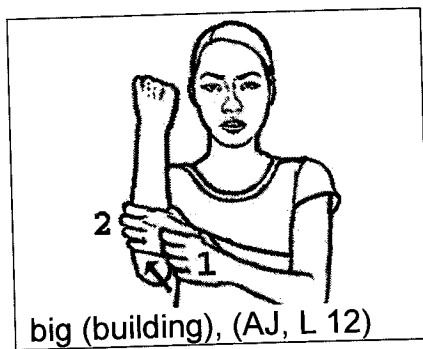
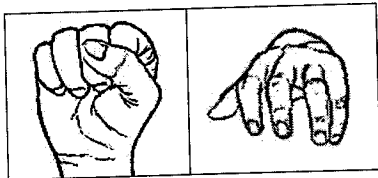
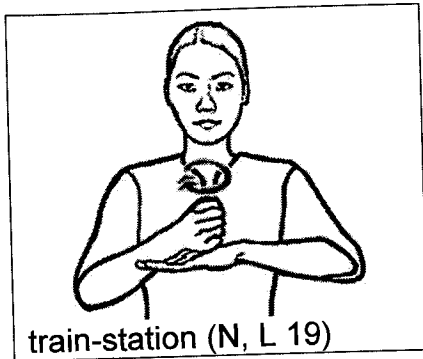
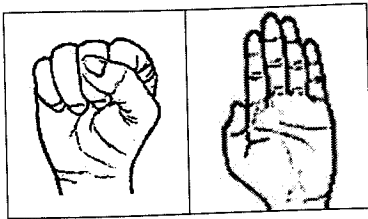
>⊥



V>

V⊥

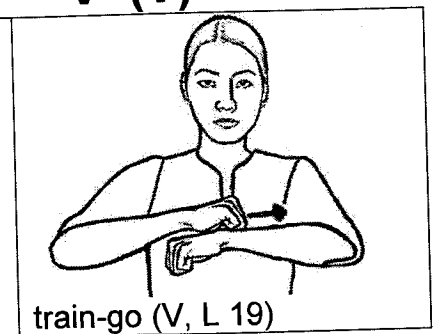




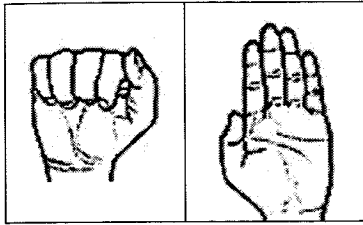


T

V>(Λ)

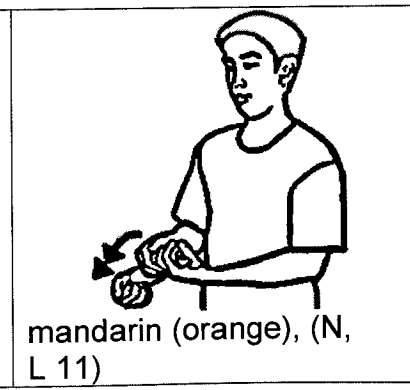

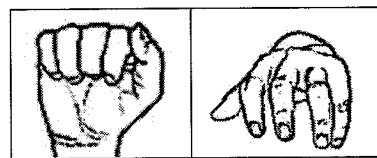
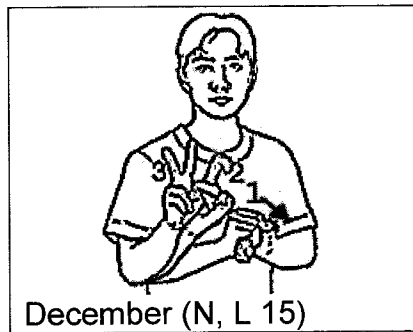
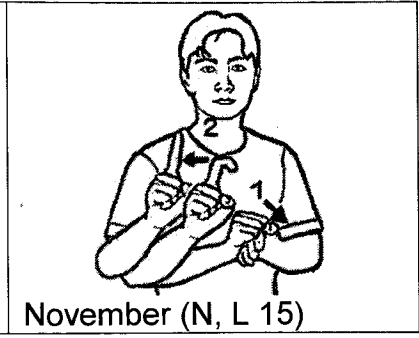
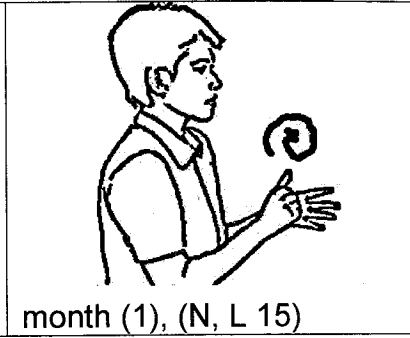
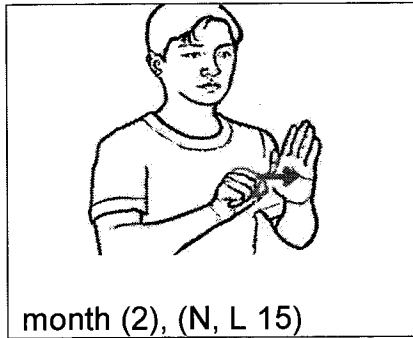
V>(V)

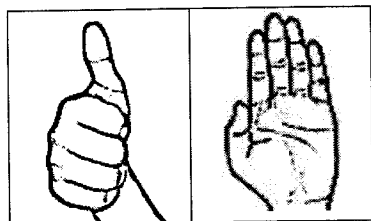

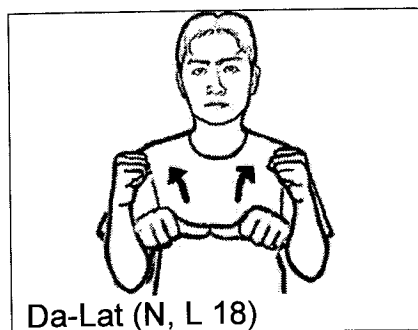





⊥

V

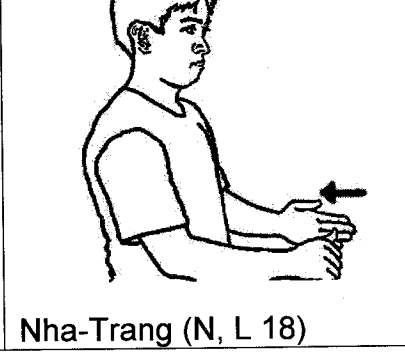
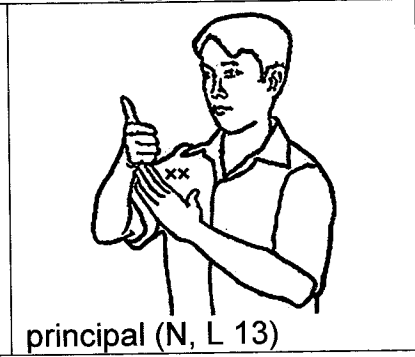
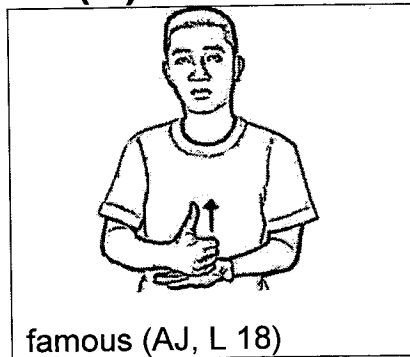


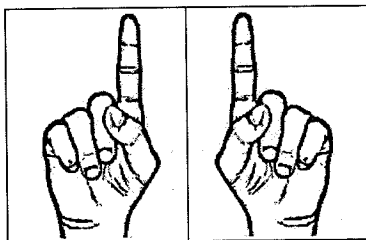




T>(Λ)

T>(<)

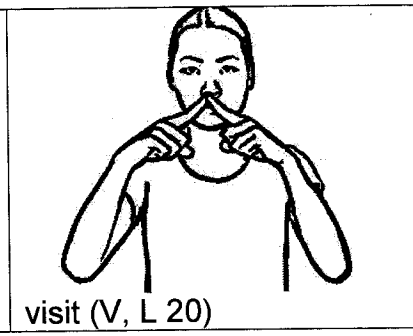

V

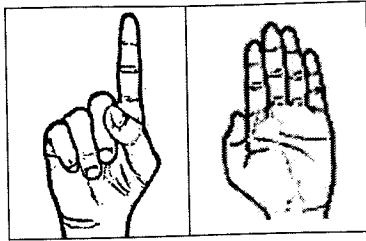




Λ

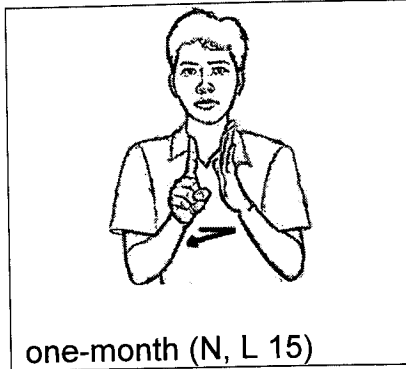
>






I

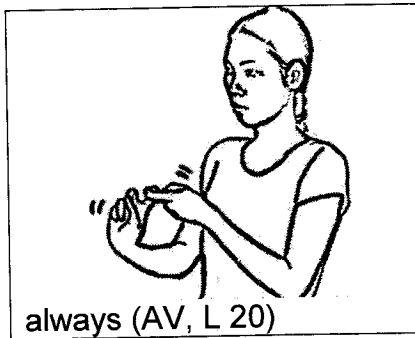
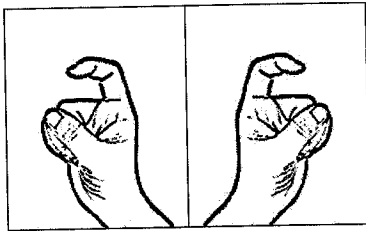
V



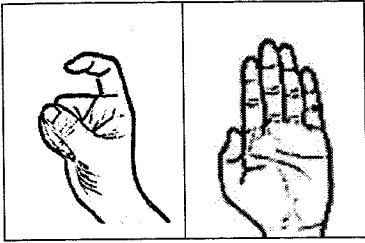
one-month (N, L 15)



January (N, L 15)

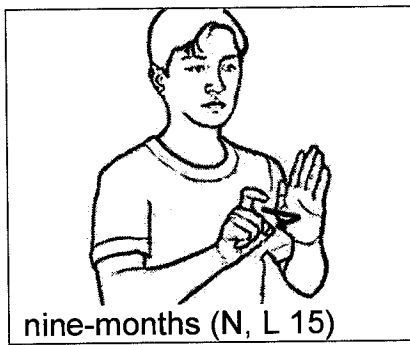


always (AV, L 20)




⊥

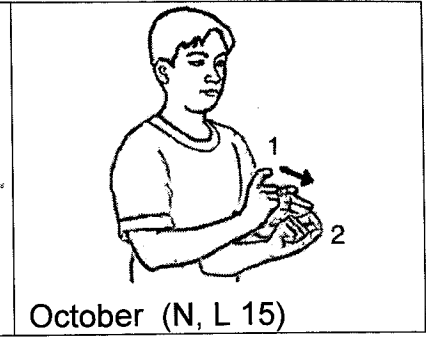
V



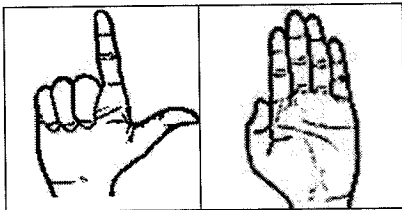
nine-months (N, L 15)



September (N, L 15)

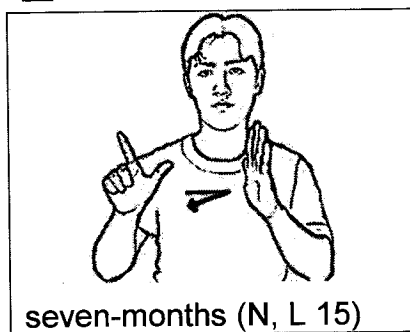


October (N, L 15)

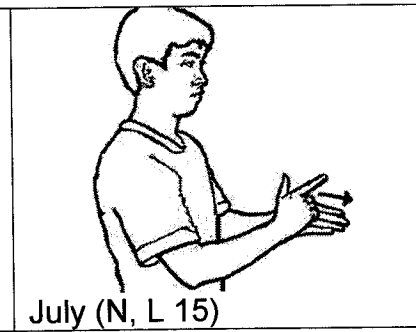


⊥


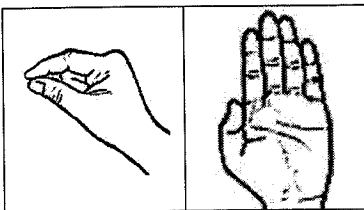
V



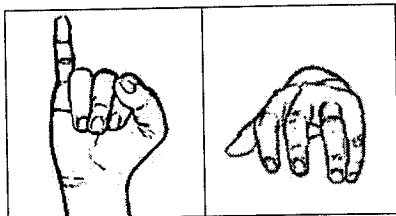
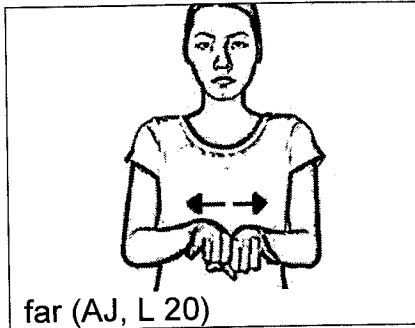
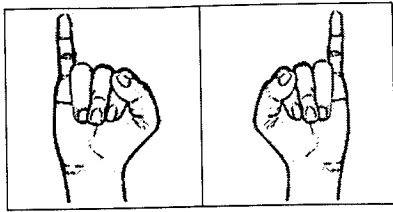
seven-months (N, L 15)



July (N, L 15)

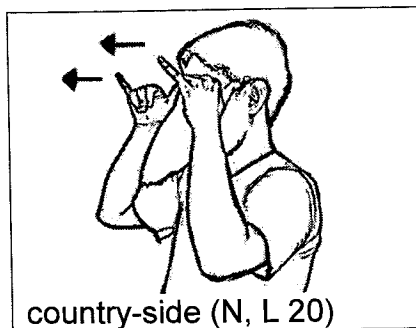
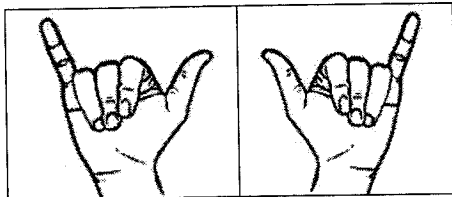


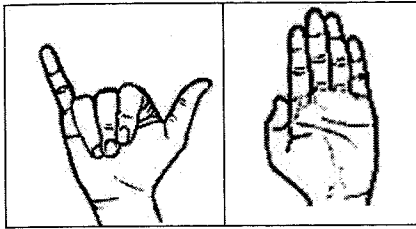
secretary (N, L 13)



T>

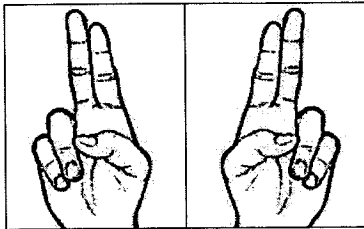
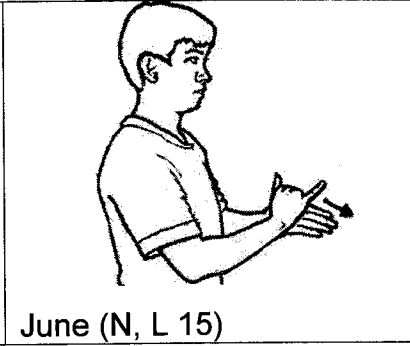
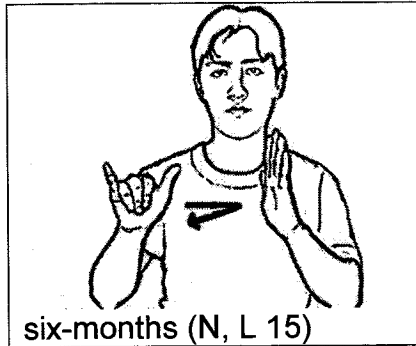
TV





⊥



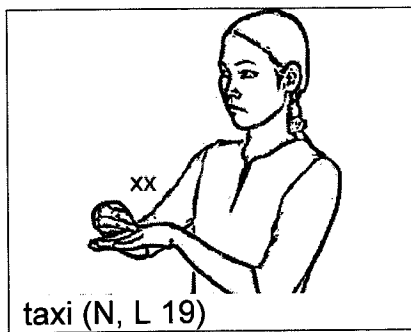
V

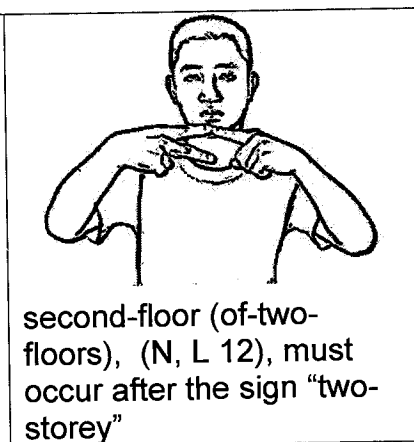
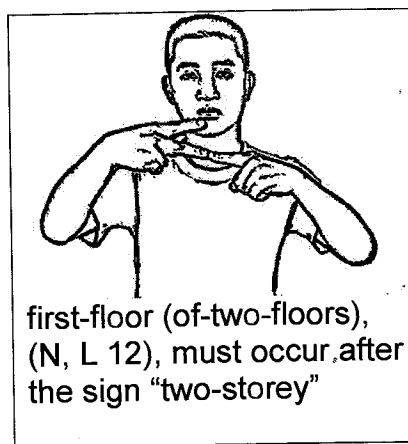
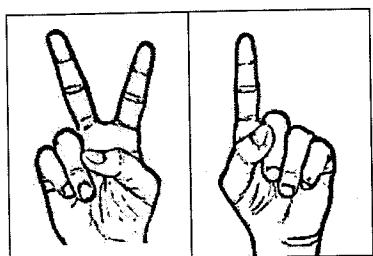

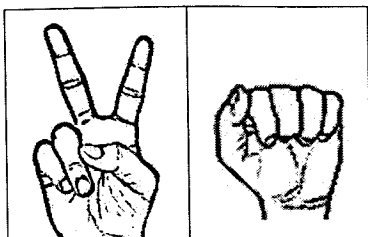


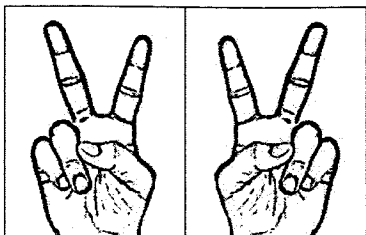
T

>

V

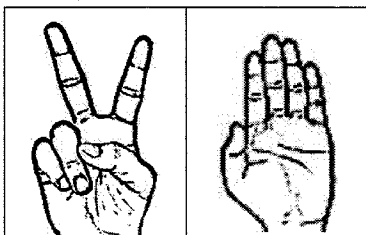

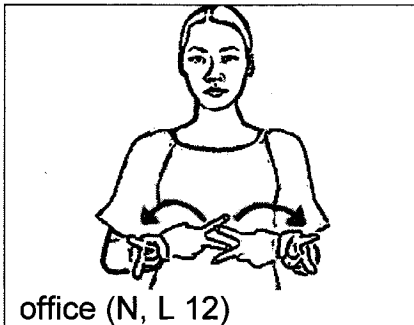






T

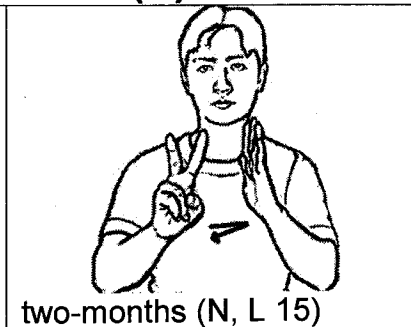
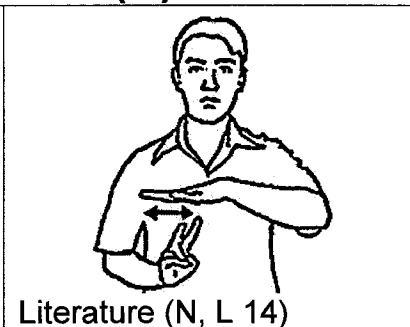
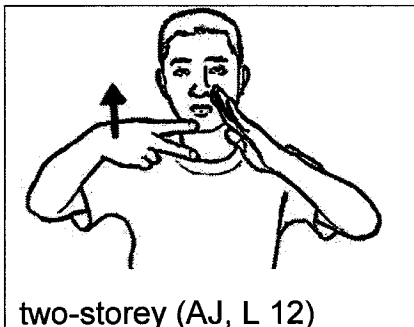
>




T





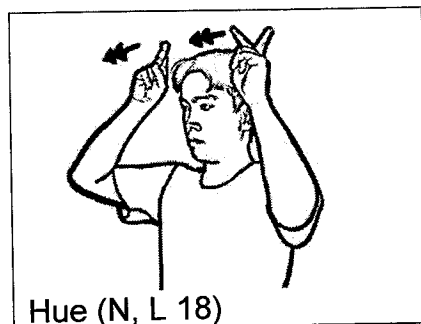
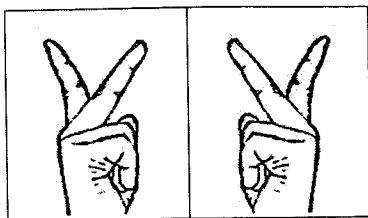
$\perp \Delta(V)$

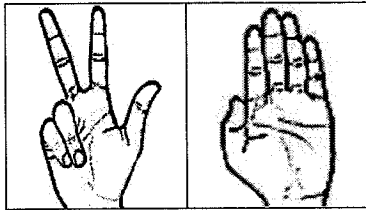
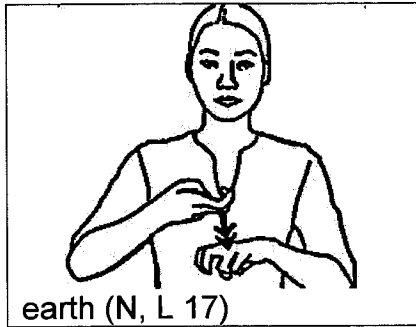
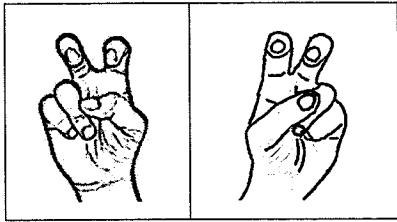
$\perp \Delta(<)$



V

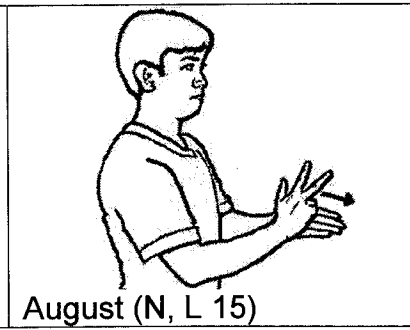




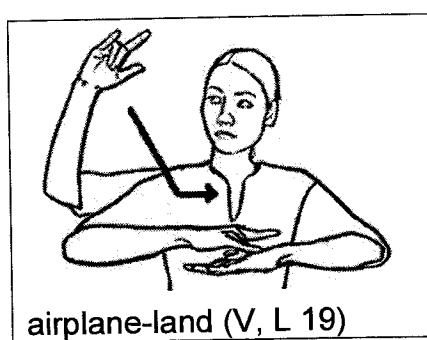
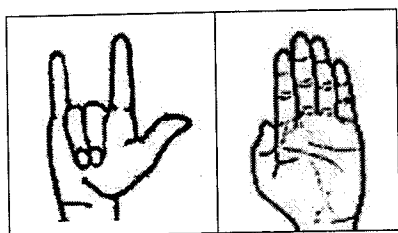
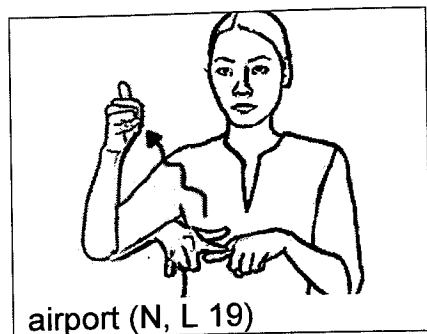
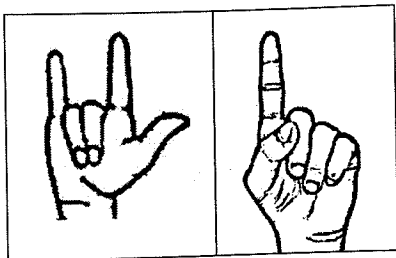


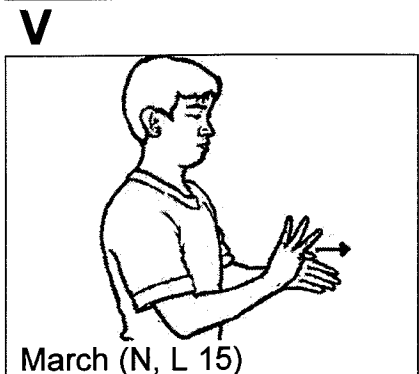
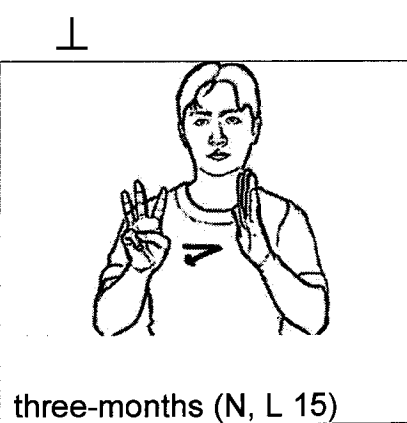
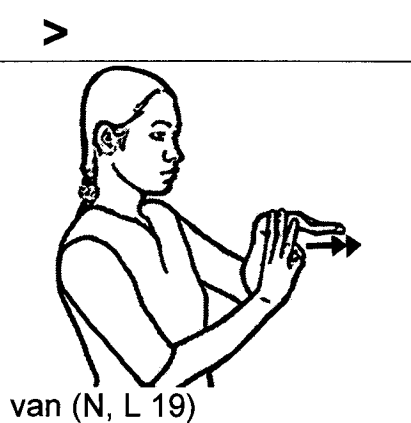
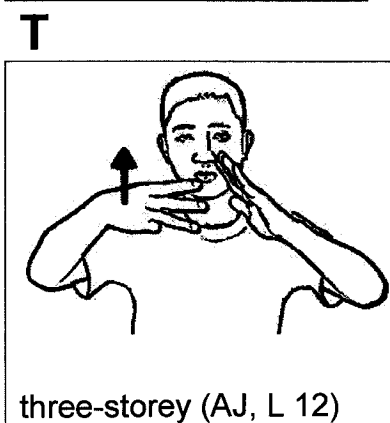
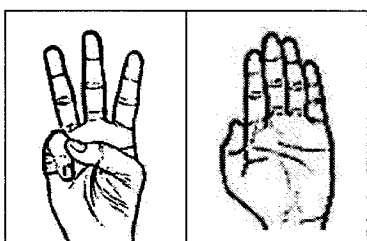
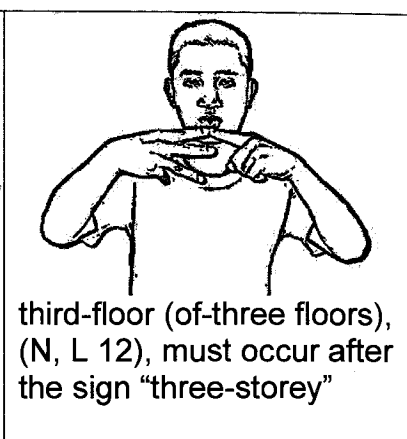
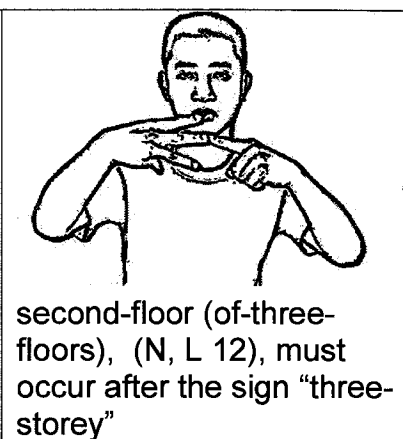
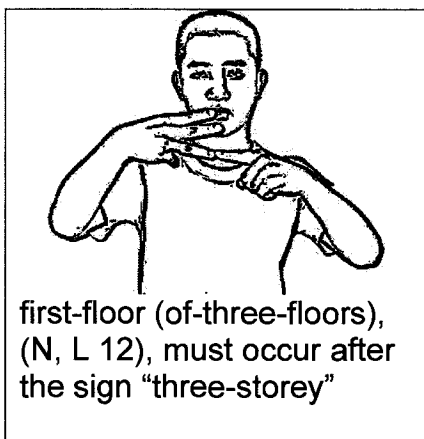
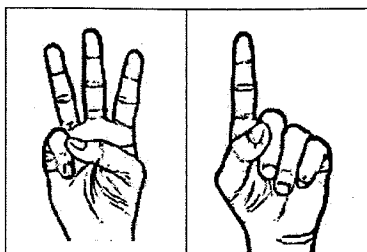


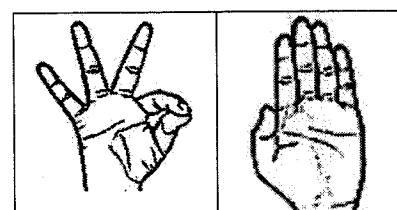
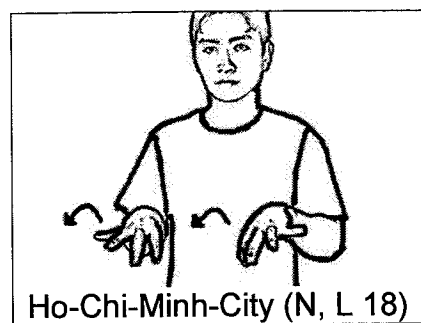
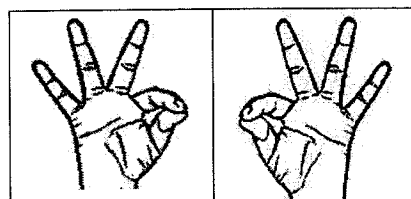
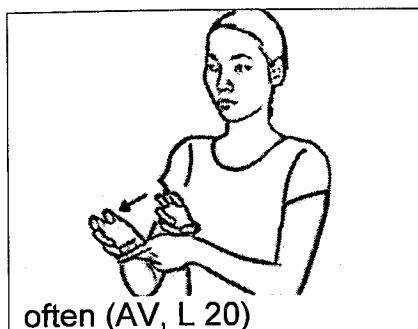
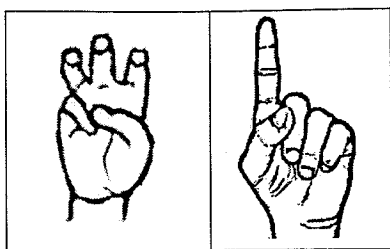
⊥

V

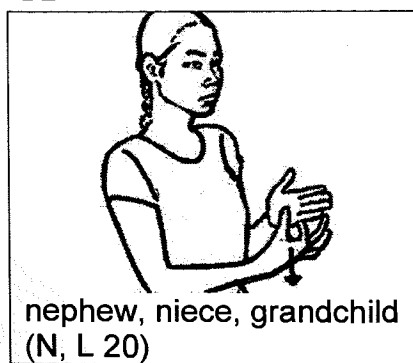




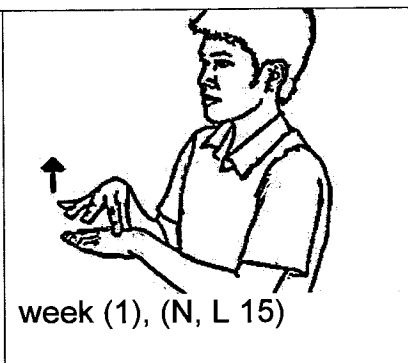


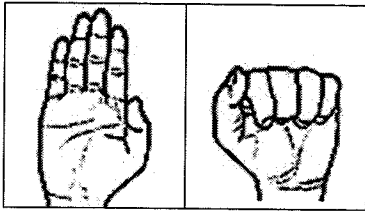


Λ



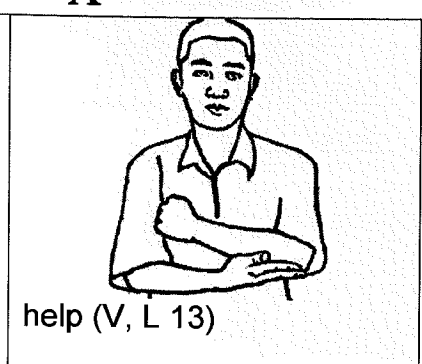
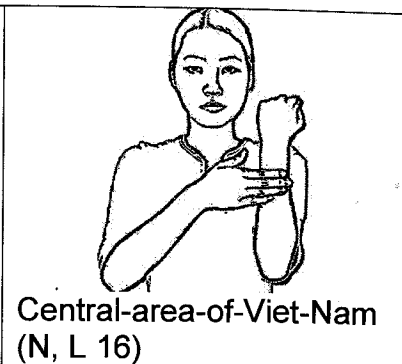
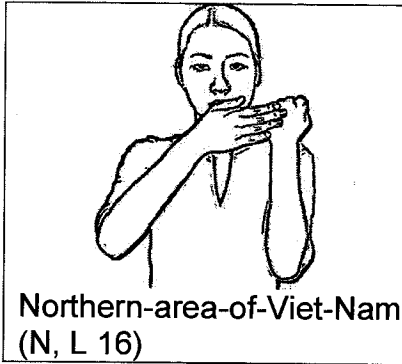
V





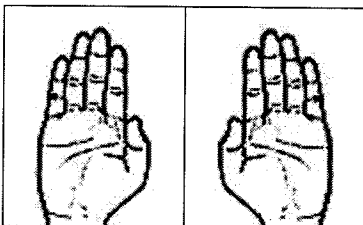
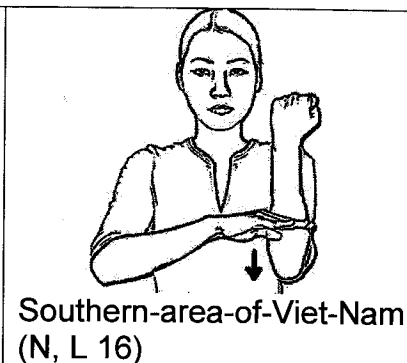
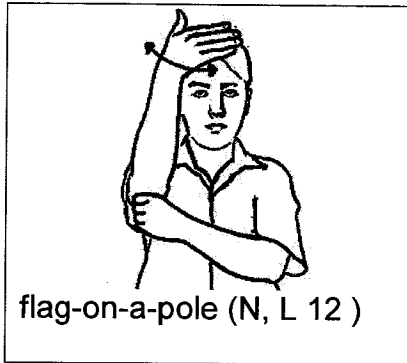
T

Λ




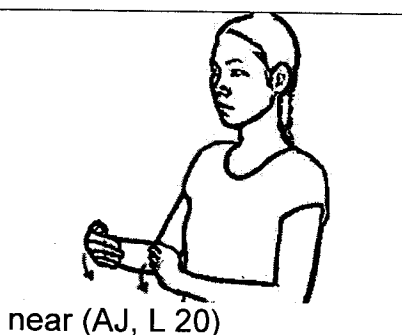

>

V




T>(T)

T>(<)




TV




bus (N, L 19)

Λ



obey (V, L 13)

I




means-of (N, L 19)

>Λ(Λ⊥)



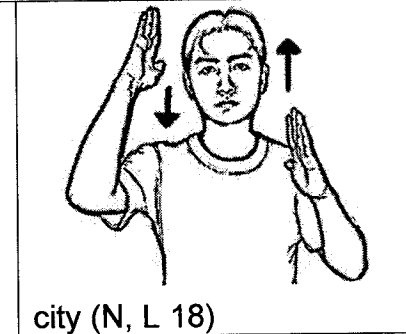
sail-boat (N, L 19)

>Λ(Λ<)



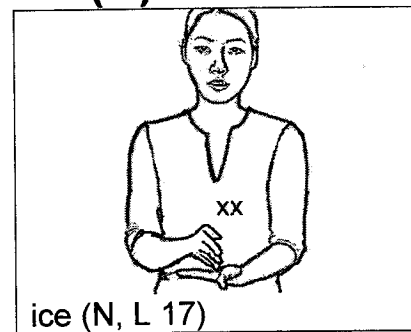
end, stop (V, L 14)

>Λ(<Λ)




city (N, L 18)

>⊥(Λ)



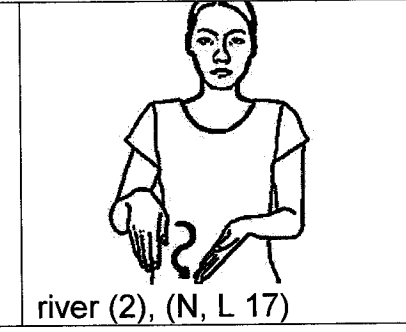
ice (N, L 17)

>⊥(<)



narrow (AJ, L 12)

>V

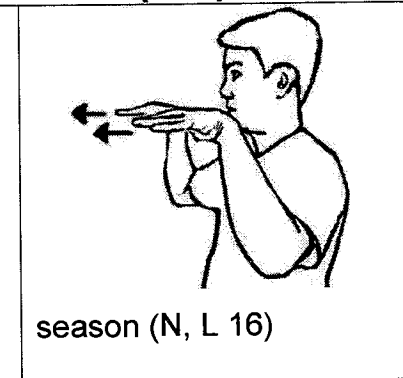


river (2), (N, L 17)


V>(V<)

landscape, natural
features (N, L 17)

V⊥(V⊥)



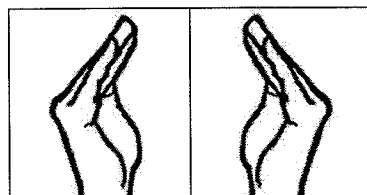
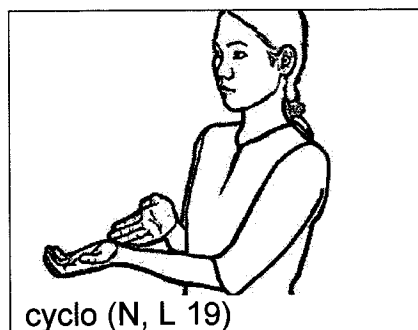
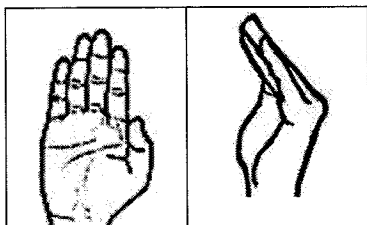



season (N, L 16)



relative (N, L 20)

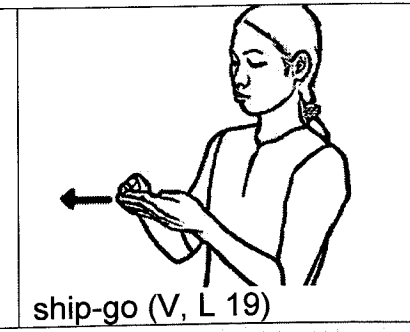

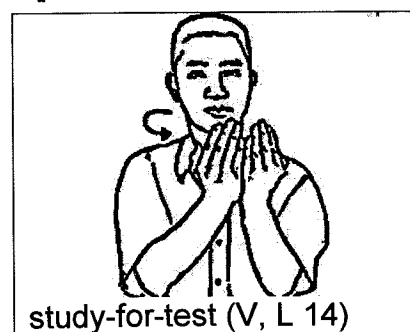
V⊥(V<)

V⊥(<)

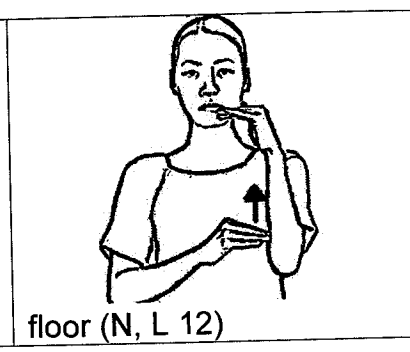
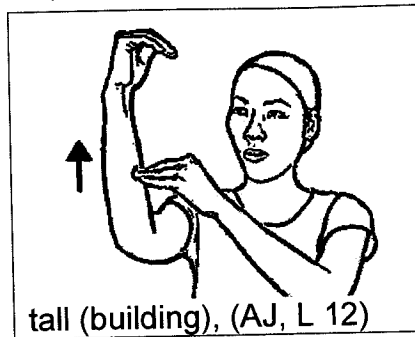


T


Λ



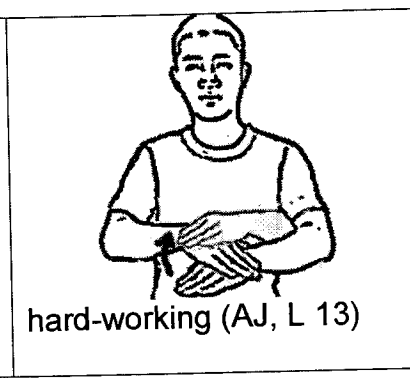
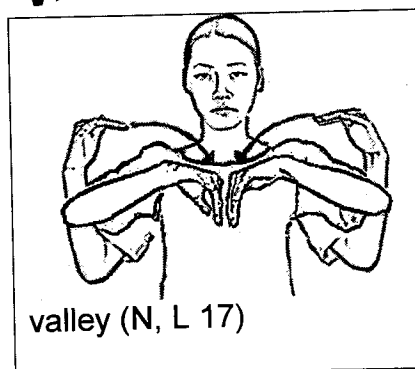
>Λ




>⊥



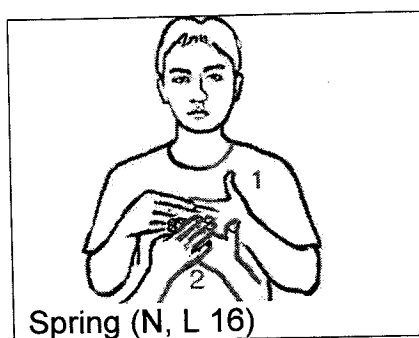
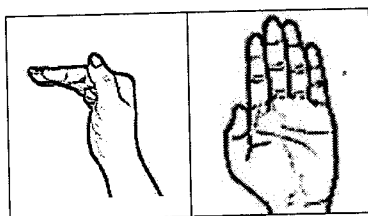
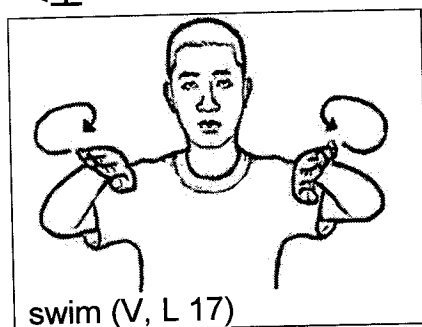
V>

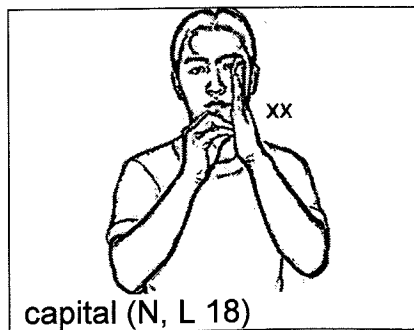
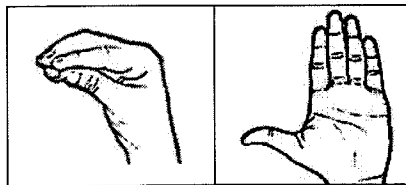
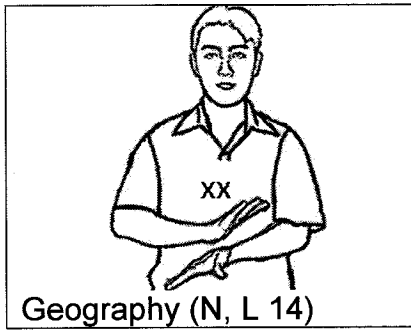
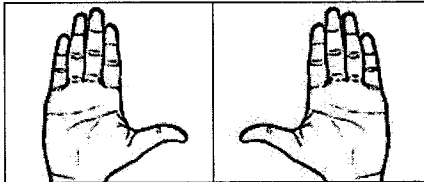
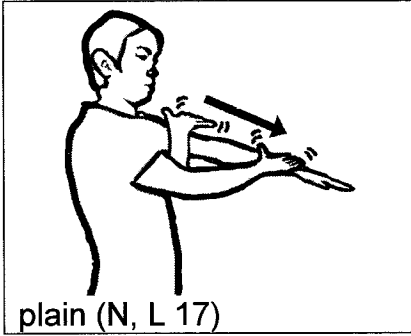
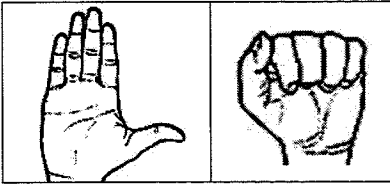


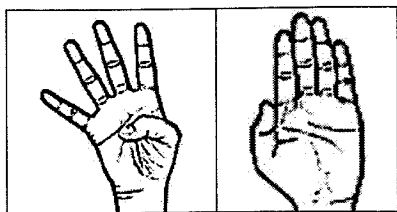
V⊥



<⊥









T

⊥

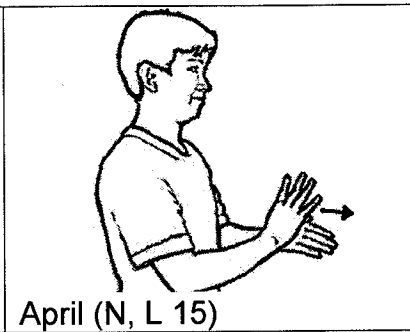
V




fence (N, L 12)



four-months (N, L 15)



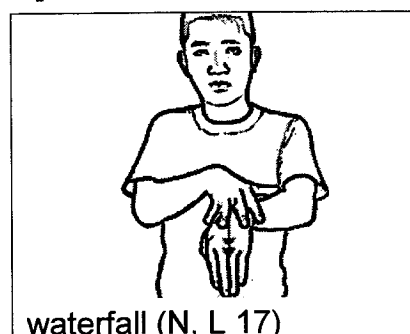
April (N, L 15)



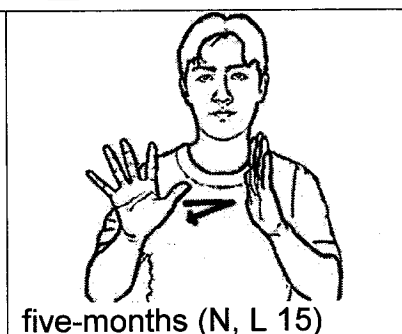
T

⊥

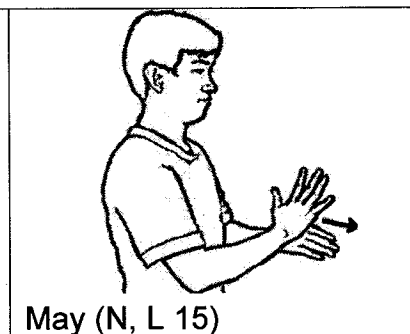
V>



waterfall (N, L 17)

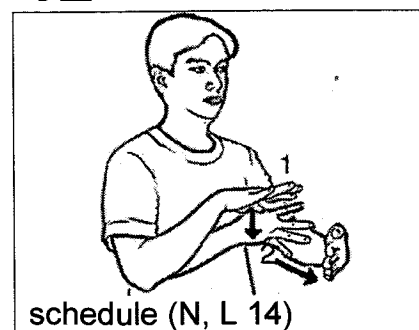


five-months (N, L 15)

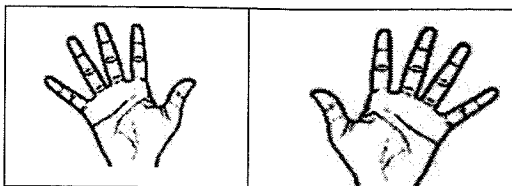


May (N, L 15)

V⊥




schedule (N, L 14)

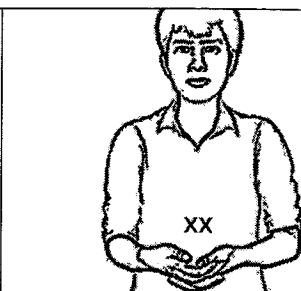


I

Λ




cool (AJ, L 16)




plum (N, L 11)

>

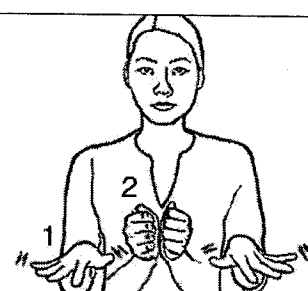
V





wide (AJ, L 12)




beach (N, L 17)



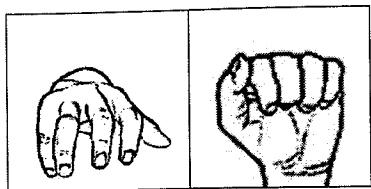
colleague (N, L 13)



helicopter (N, L 19)

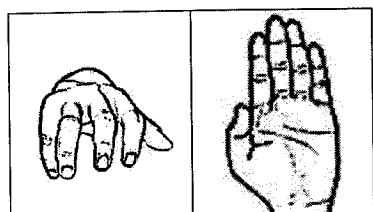
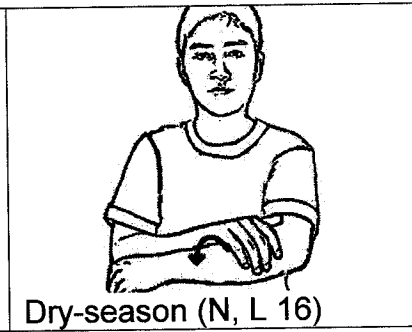



helicopter-fly (V, L 19)



Λ

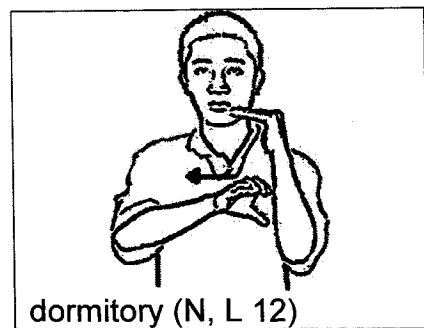
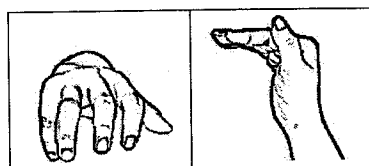

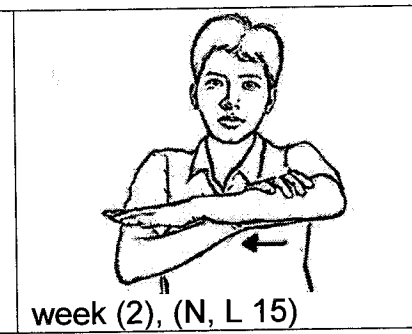
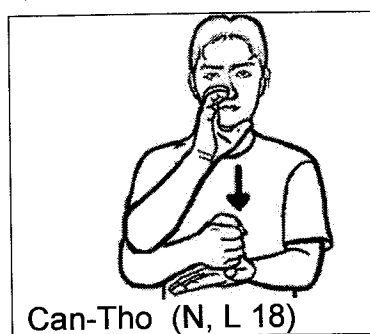
V

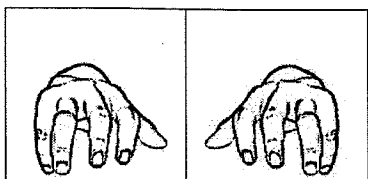


>

⊥

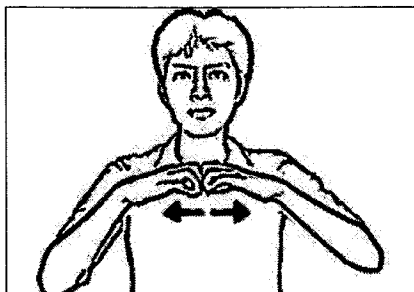
V






V

<




durian (N, L 11)




Chemistry (N, L 14)

ENGLISH
TO
HO CHI MINH CITY SIGN LANGUAGE
DICTIONARY


A




airplane (N, L 19)




airplane-fly (V, L 19)




airplane-land (V, L 19)



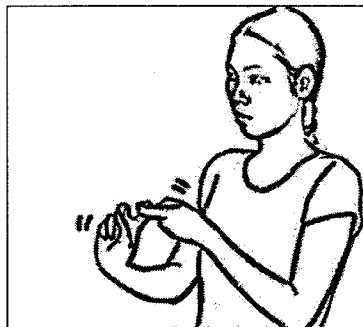
airplane-take-off (V, L 19)




airport (N, L 19)



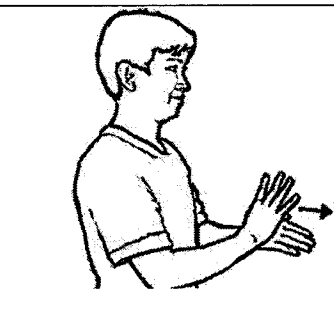
alive (AJ, L 20)



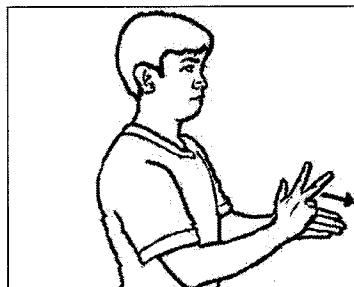
always (AV, L 20)




apple (N, L 11)




April (N, L 15)



August (N, L 15)

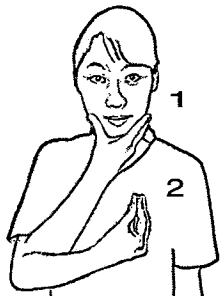






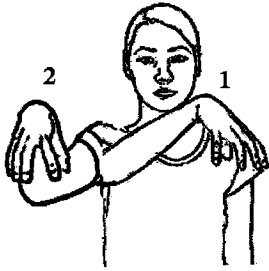

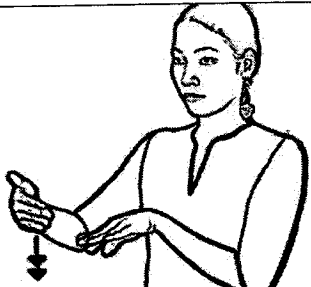



aunt (maternal), (N, L 20)




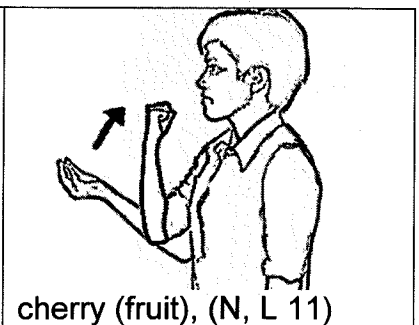


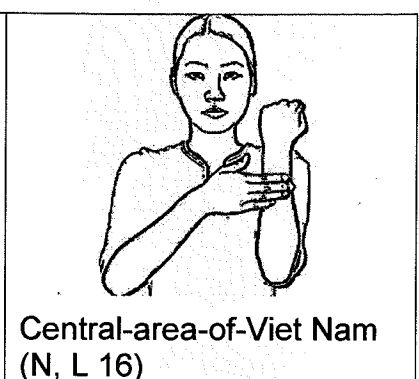
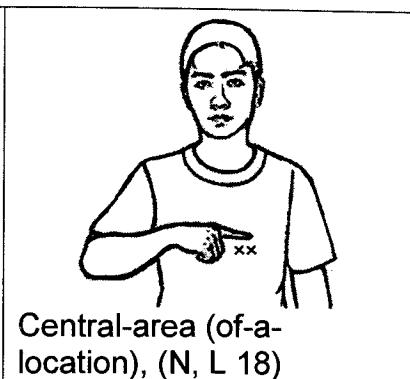
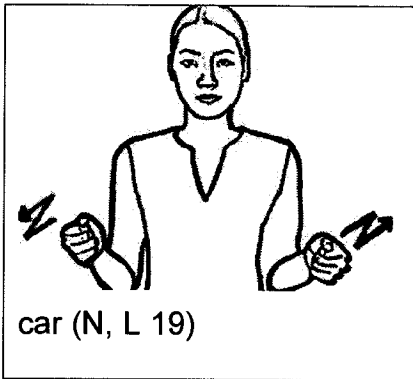
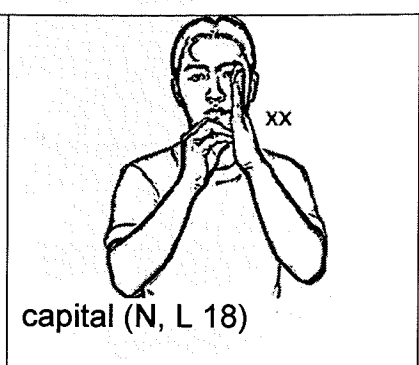

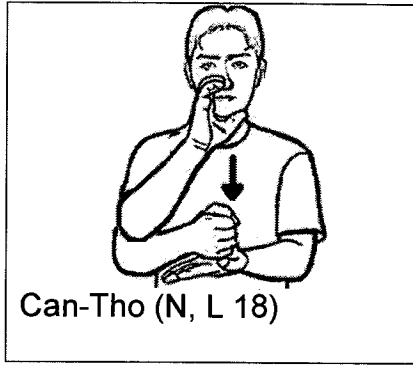


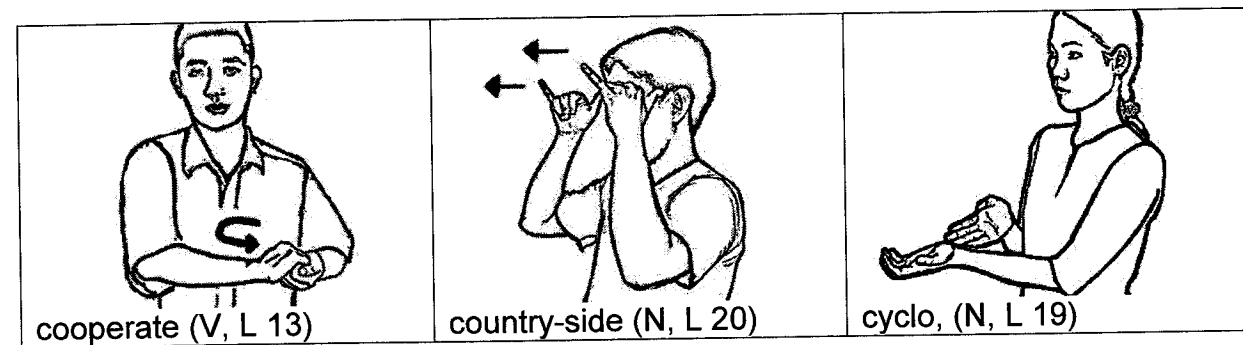


aunt (paternal), (N, L 20)

B

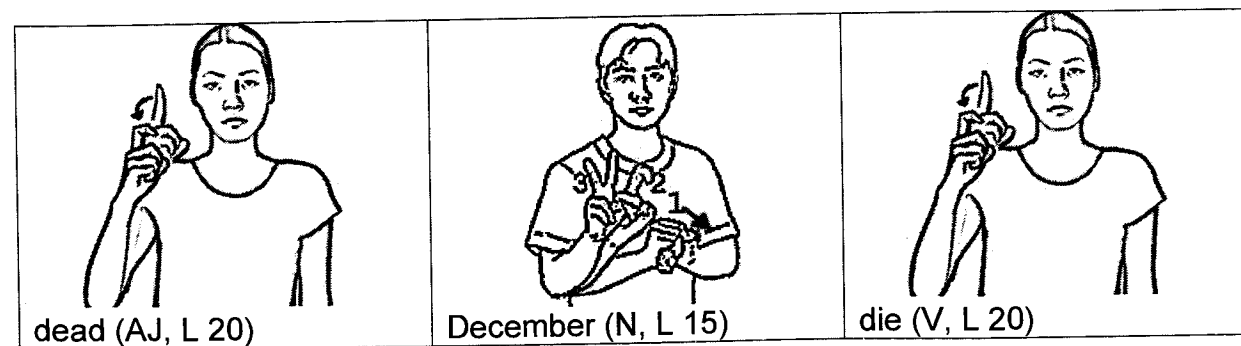

 <p>beautiful (thing), (AJ, L 18)</p>	 <p>beach (N, L 17)</p>	 <p>begin (V, L 14)</p>
 <p>bicycle (N, L 19)</p>	 <p>big (building), (AJ, L 12)</p>	 <p>big (person), (AJ, L 13)</p>
 <p>Biology (N, L 14)</p>	 <p>building (N, L 12)</p>	 <p>Buon-Me-Thuot (N, L 18)</p>
 <p>bus (N, L 19)</p>	 <p>bus-stop (N, L 19)</p>	

C






D

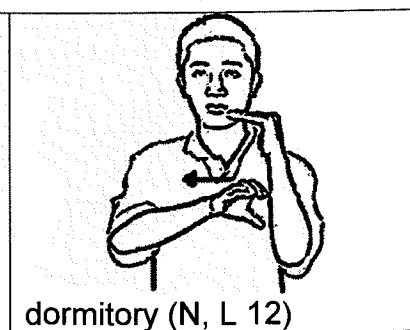





Dong-Nai (N, L 18)



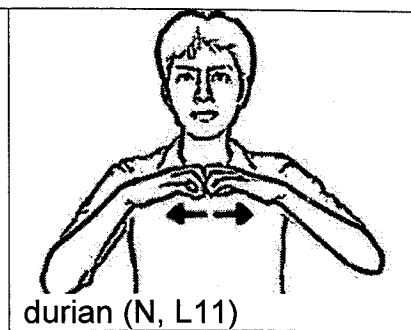
Dong-Thap (N, L 18)



dormitory (N, L 12)

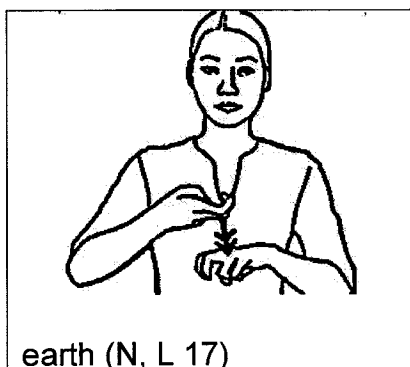


Dry-season, (N, L 16)

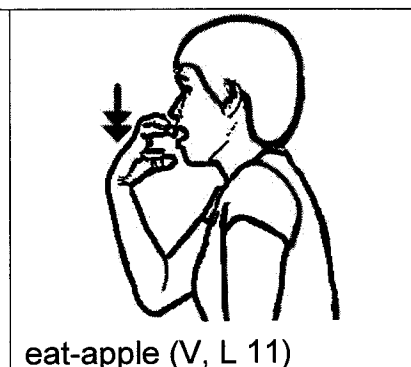


durian (N, L 11)


E




earth (N, L 17)




eat-apple (V, L 11)




eat-coc (V, L 11)




eat-guava (V, L 11)




eat-star-apple (1), (V, L 11)



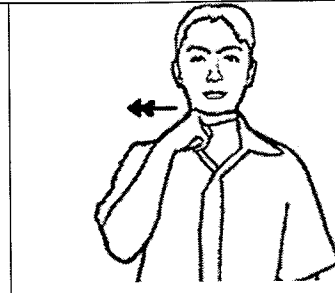
eat-star-apple (2), (V, L 11)



eight-months (N, L 15)




end (V, L 14)




English (N, L 14)


F



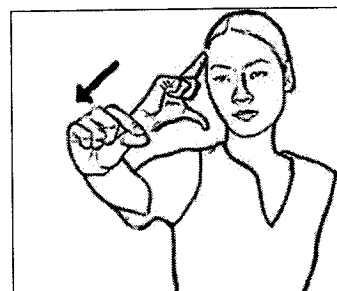
Fall (N, L 16)




famous (AJ, L 18)




far (AJ, L 20)




fast (AJ/AV, L 19)




February (N, L 15)




fence (N, L 12)



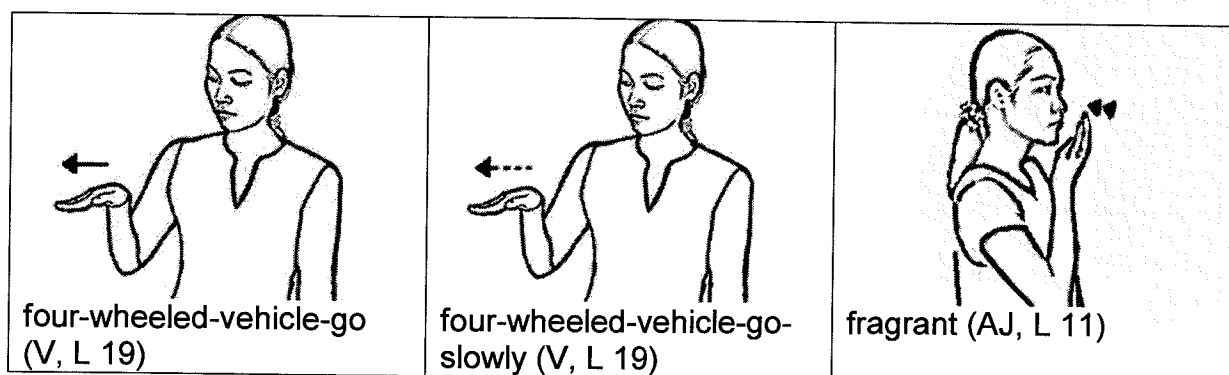
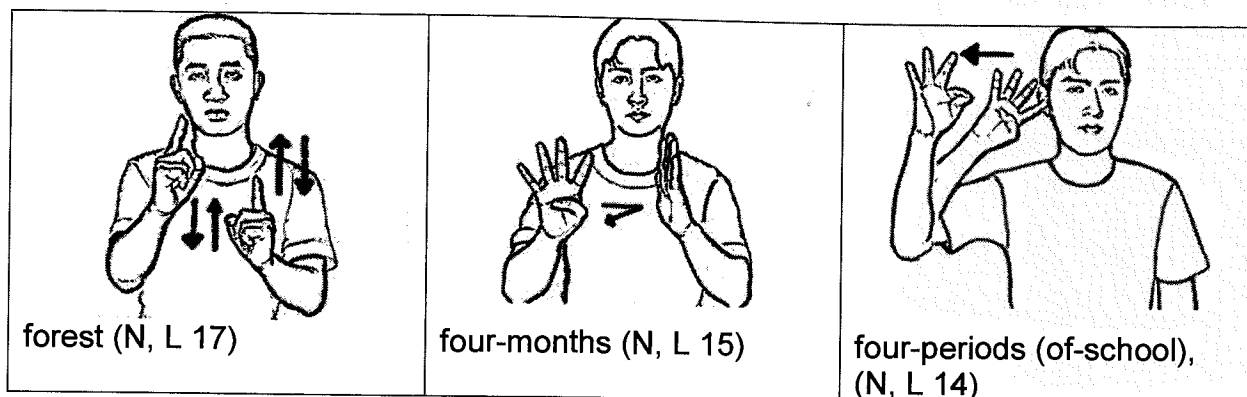
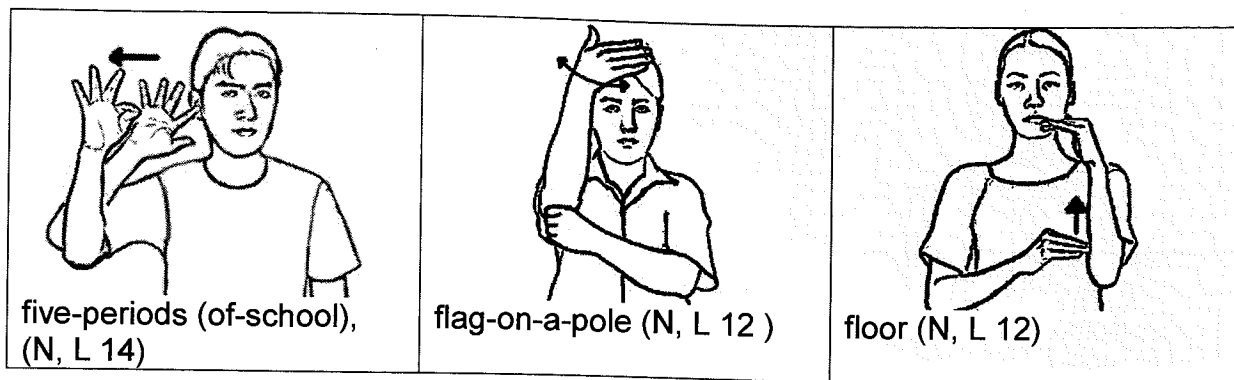
first-floor (of-three-floors),
(N, L 12) , must occur
after the sign "three-
storey"




first-floor (of-two-floors),
(N, L 12), must occur after
the sign "two-storey"

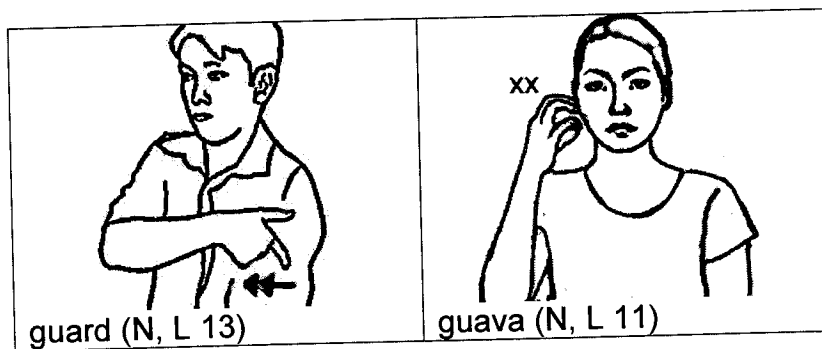
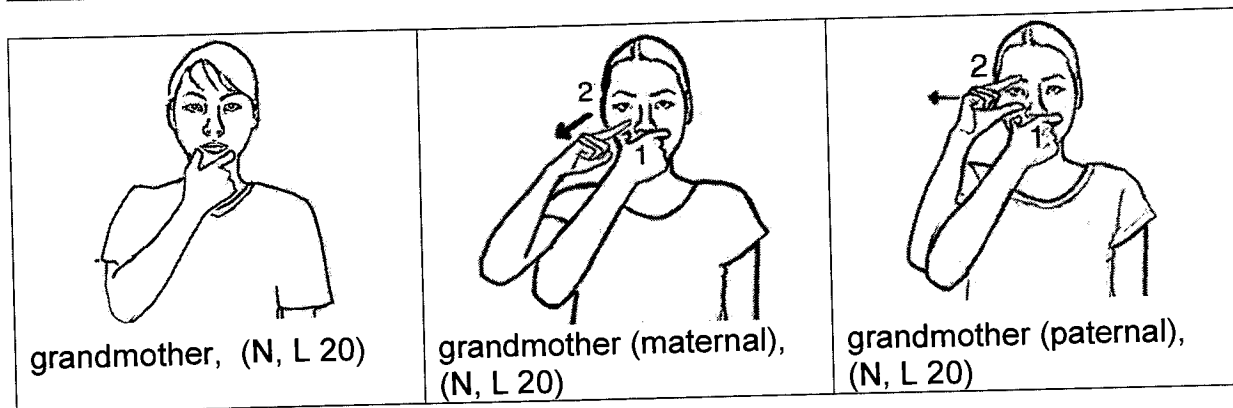
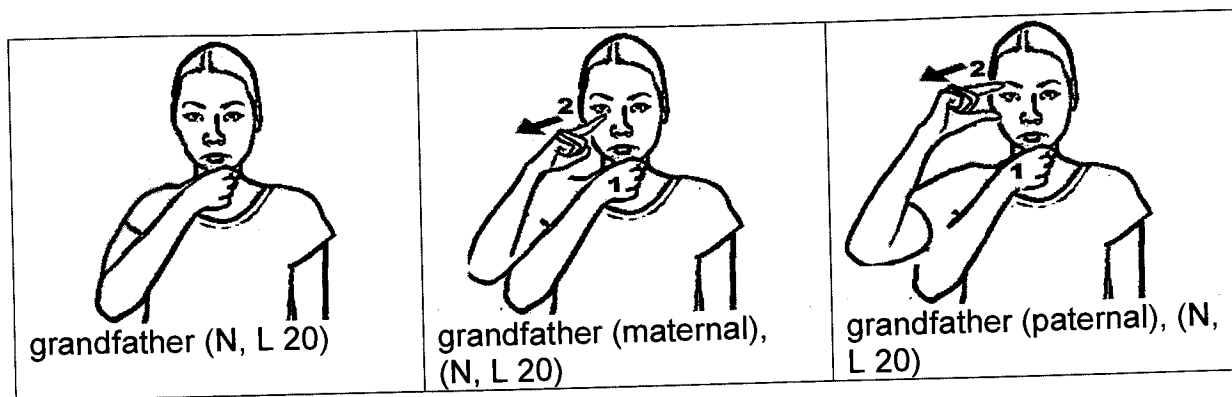


five-months (N, L 15)




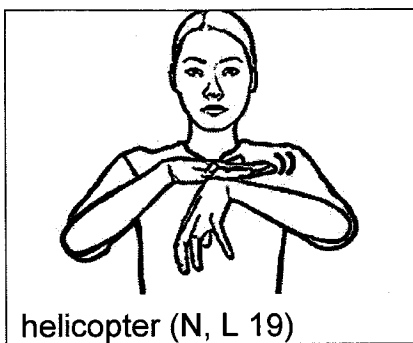
G



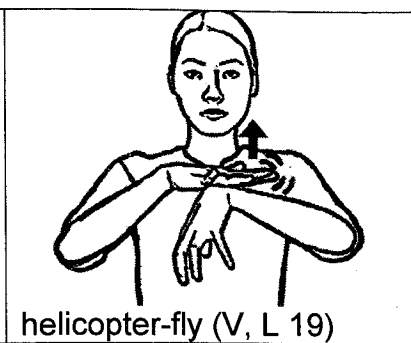


H

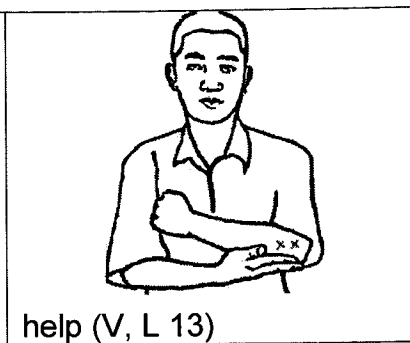




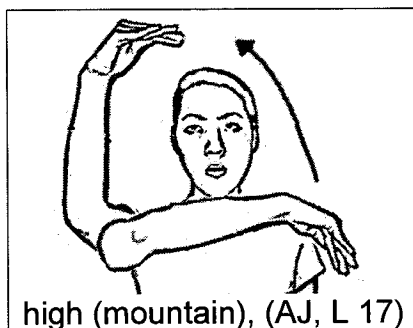
helicopter (N, L 19)




helicopter-fly (V, L 19)



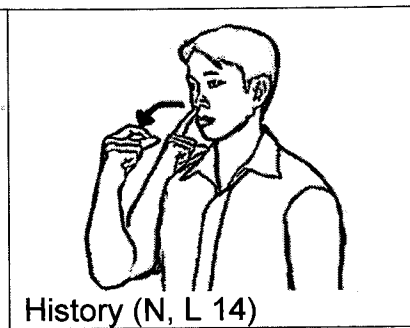
help (V, L 13)



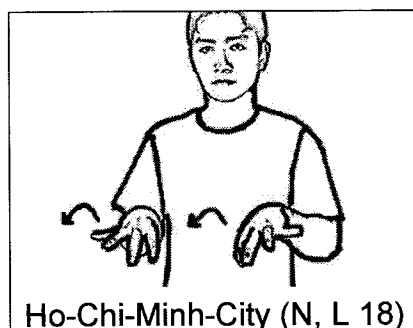
high (mountain), (AJ, L 17)



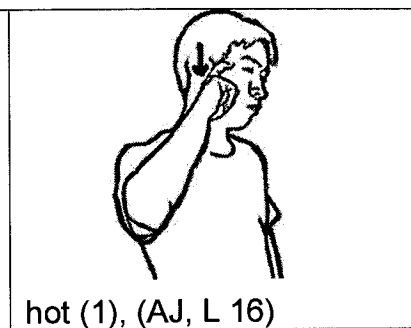
hill (N, L 17)



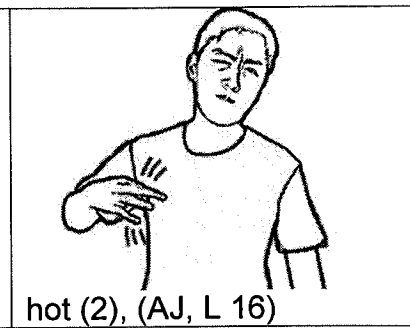
History (N, L 14)



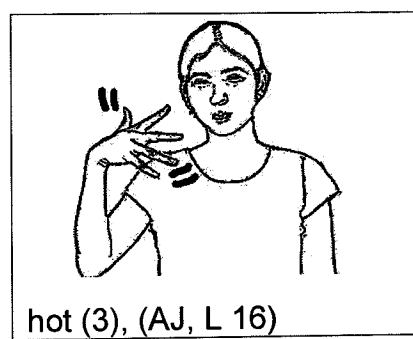
Ho-Chi-Minh-City (N, L 18)



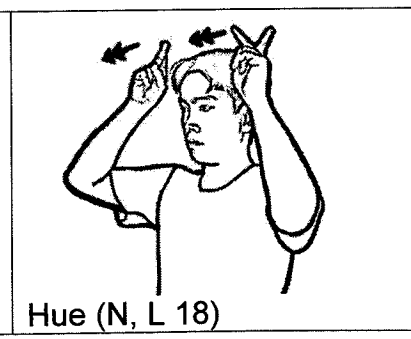
hot (1), (AJ, L 16)



hot (2), (AJ, L 16)




hot (3), (AJ, L 16)



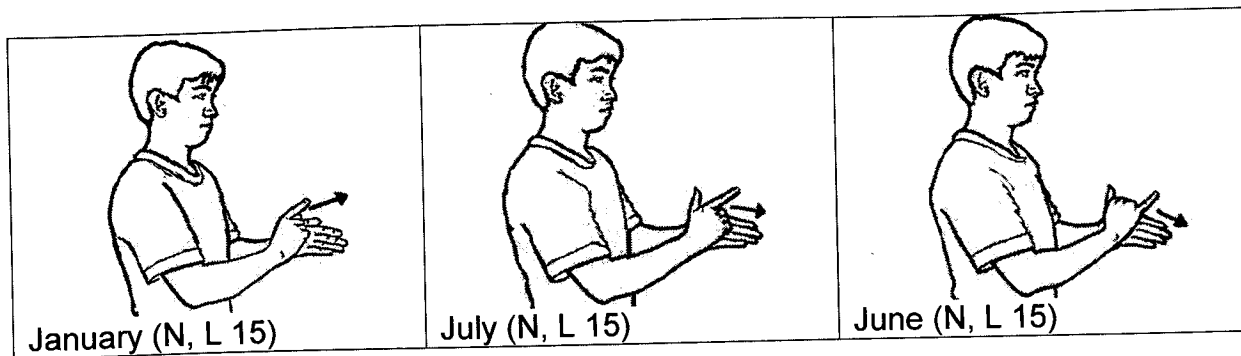
Hue (N, L 18)

I



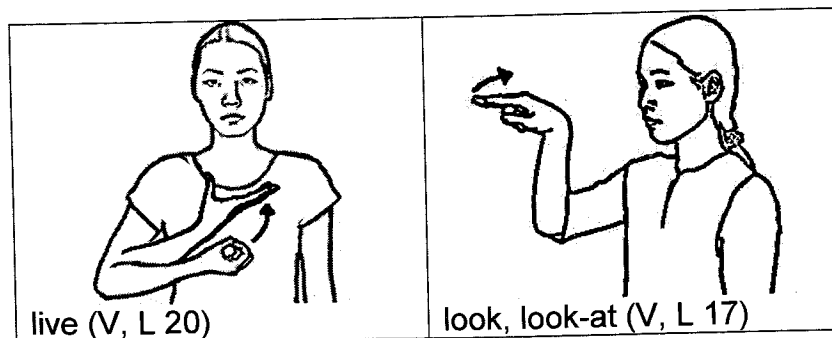
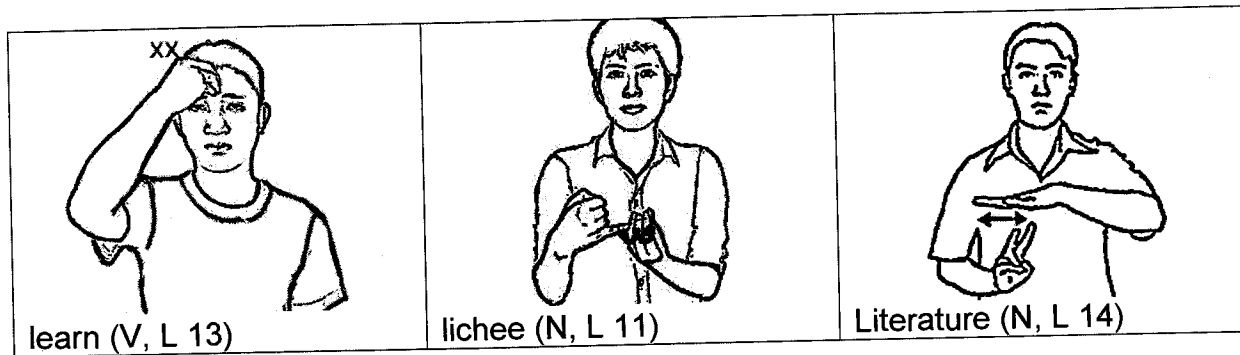
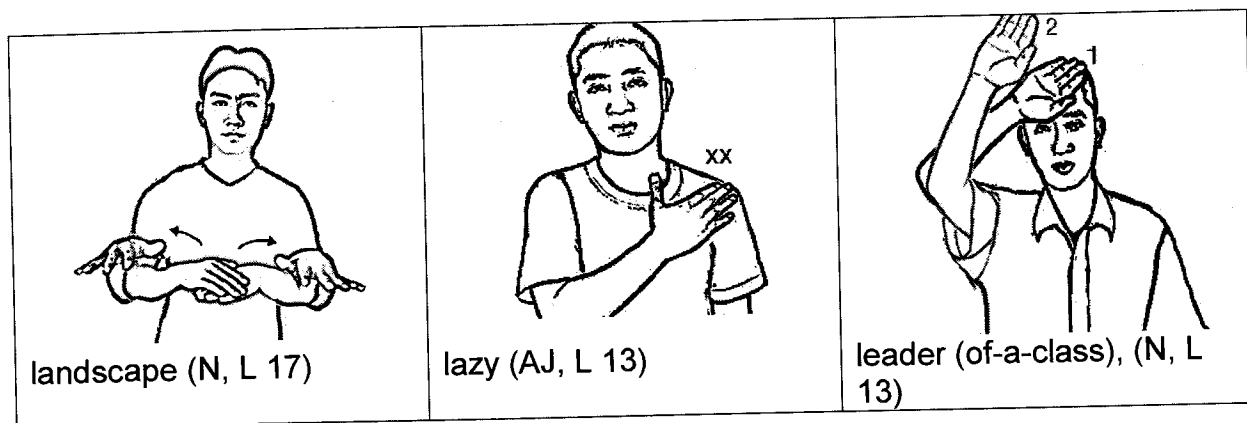
ice (N, L 17)

J


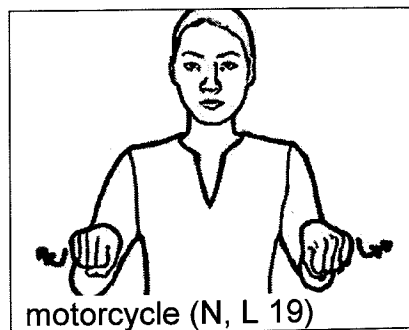
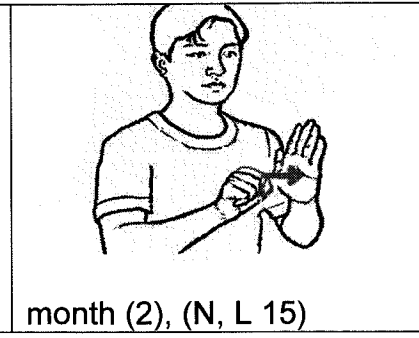
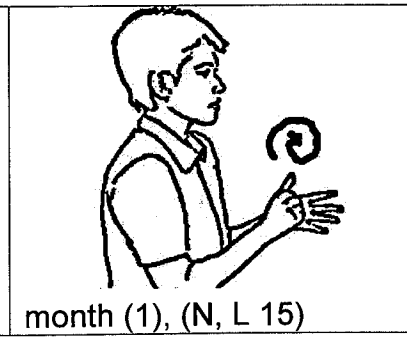
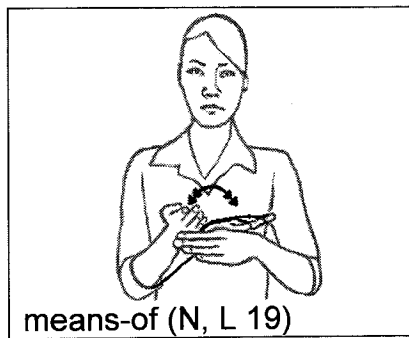
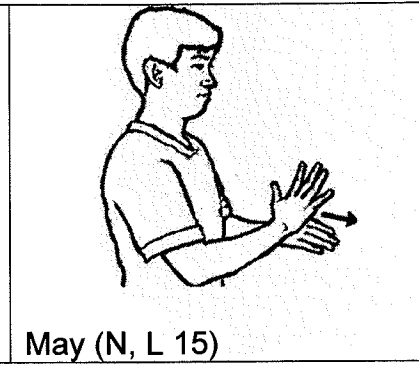


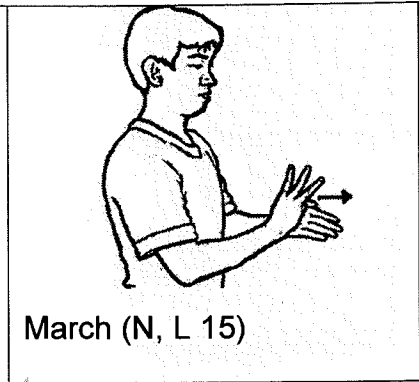
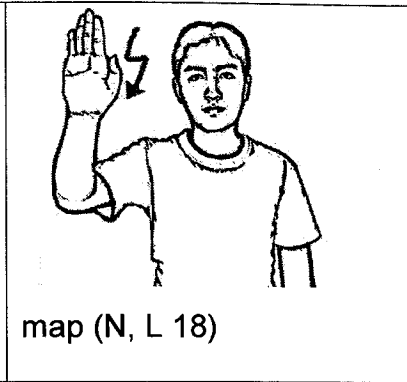
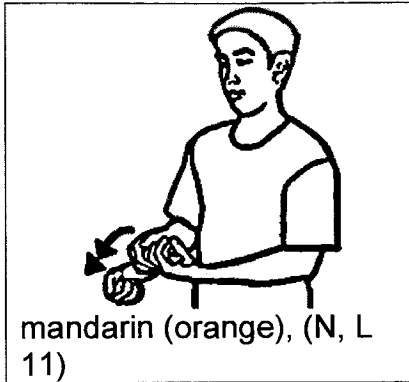


K

L



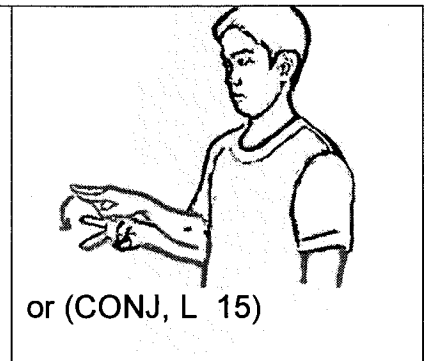

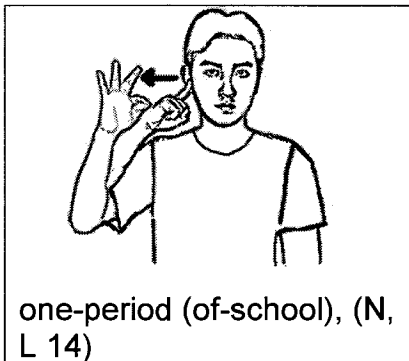
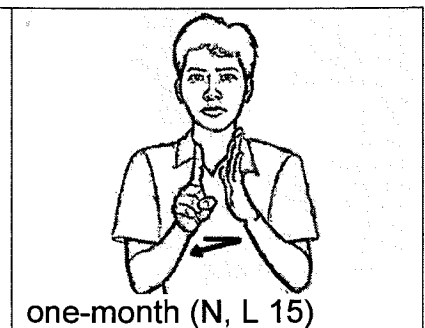
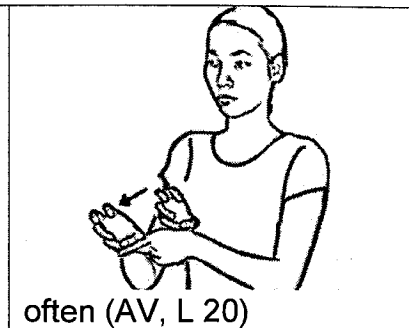
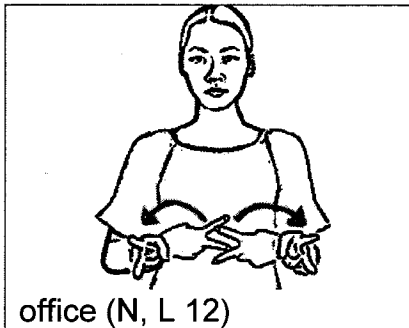
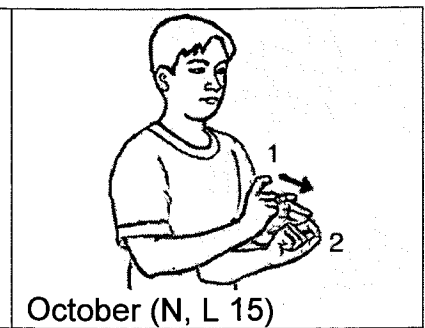
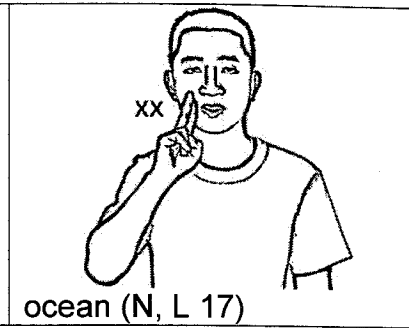

M



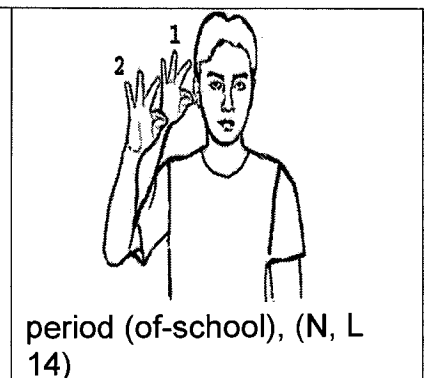
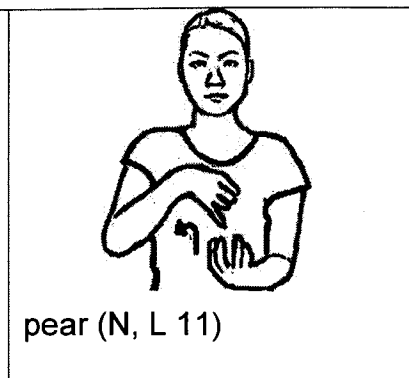

N



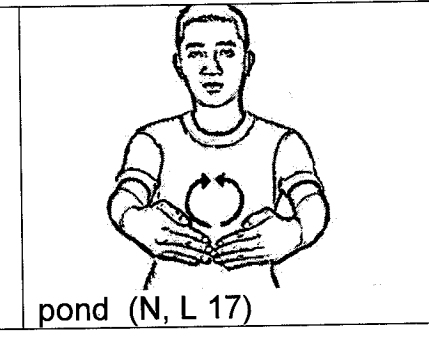
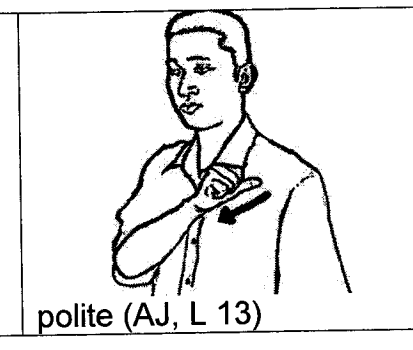
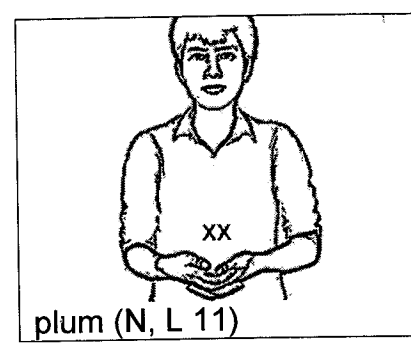
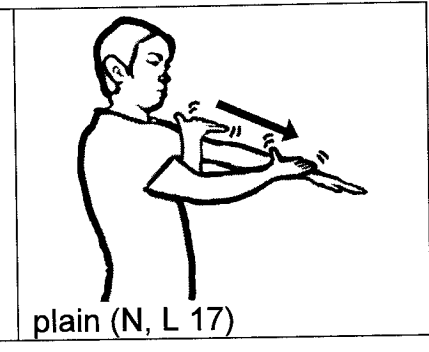
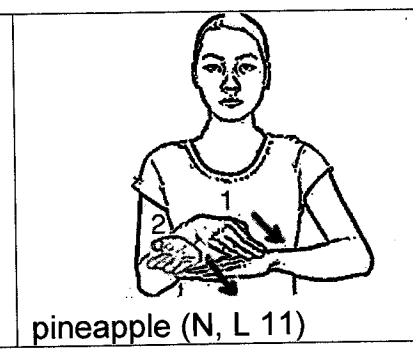


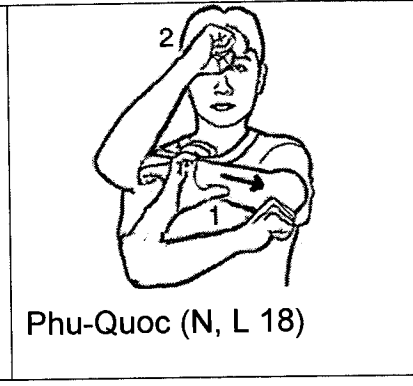

 <p>narrow (AJ, L 12)</p>	 <p>natural-features (N, L 17)</p>	 <p>near (AJ, L 20)</p>
 <p>nephew (N, L 20)</p>	 <p>Nghe-An (N, L 18)</p>	 <p>Nha-Trang (N, L 18)</p>
 <p>niece (N, L 20)</p>	 <p>nine-months (N, L 15)</p>	 <p>North (N, L 18)</p>
 <p>Northern-area-of-Viet-Nam (N, L 16)</p>	 <p>November (N, L 15)</p>	

O



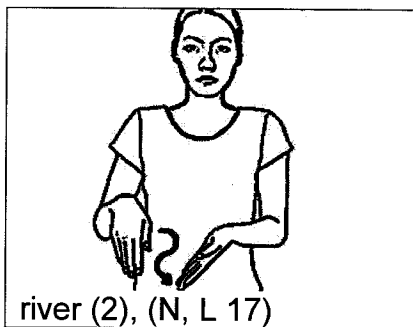
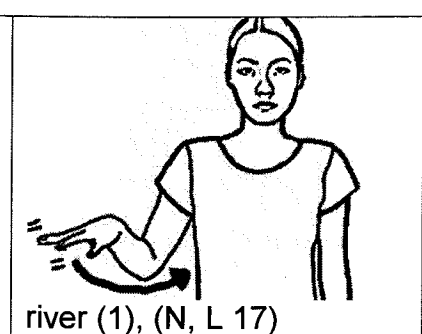
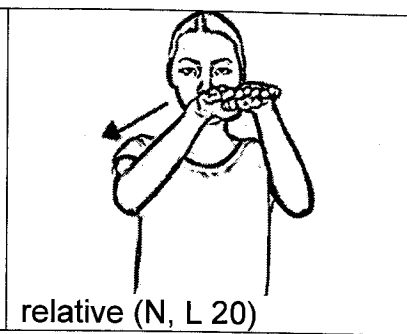
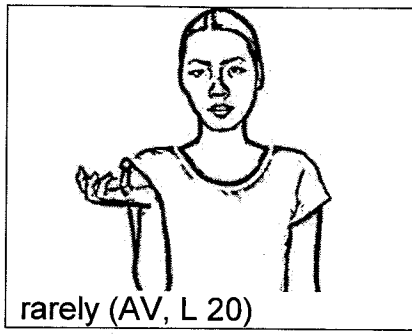
P



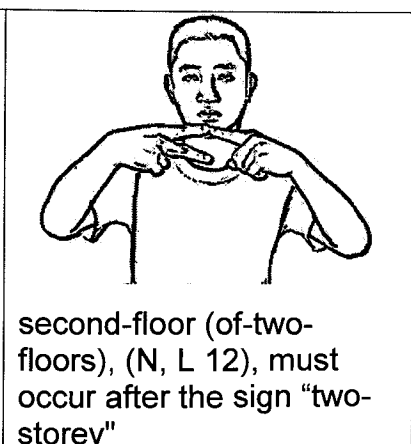
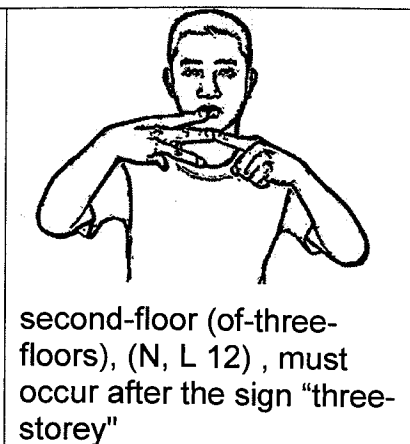
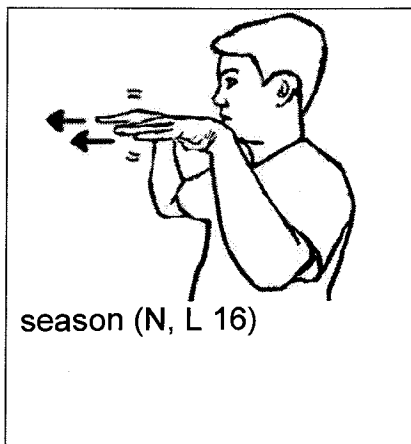
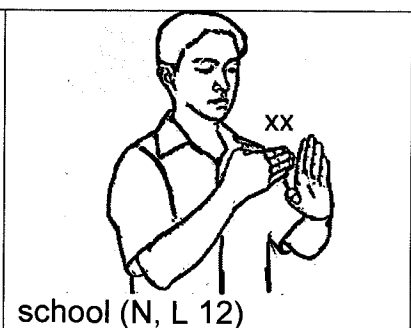
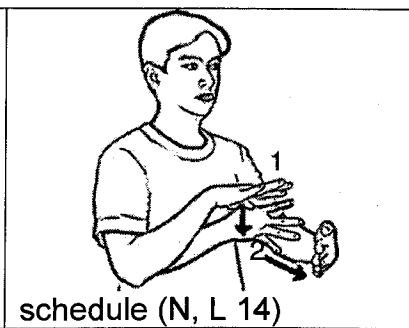




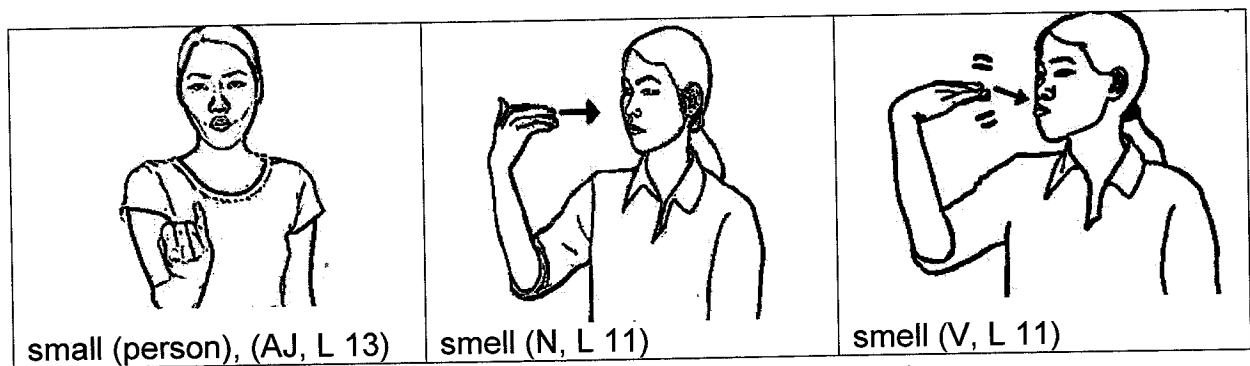
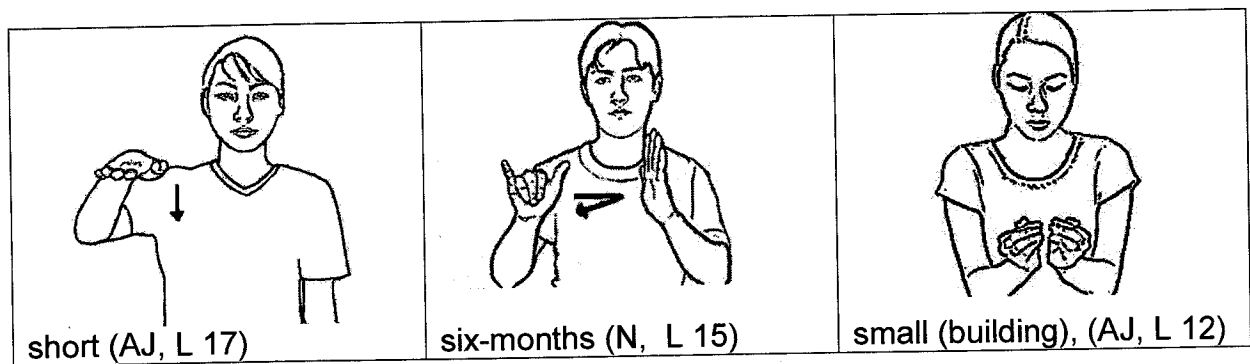
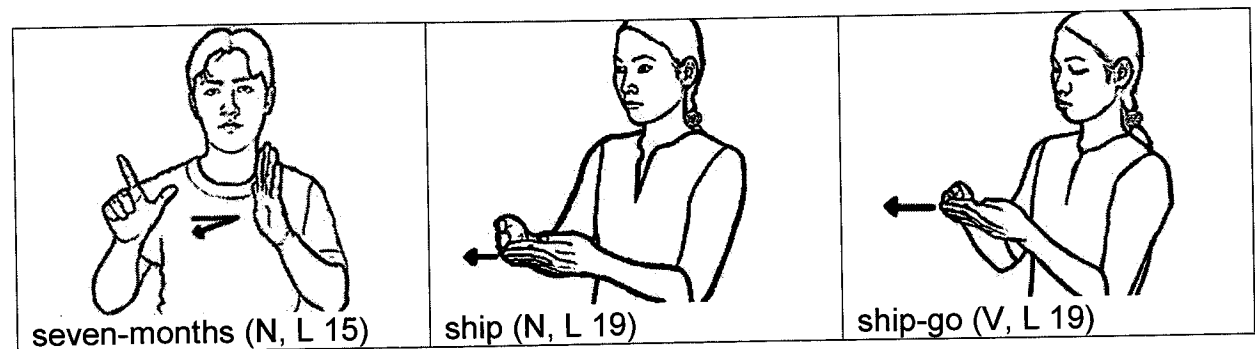
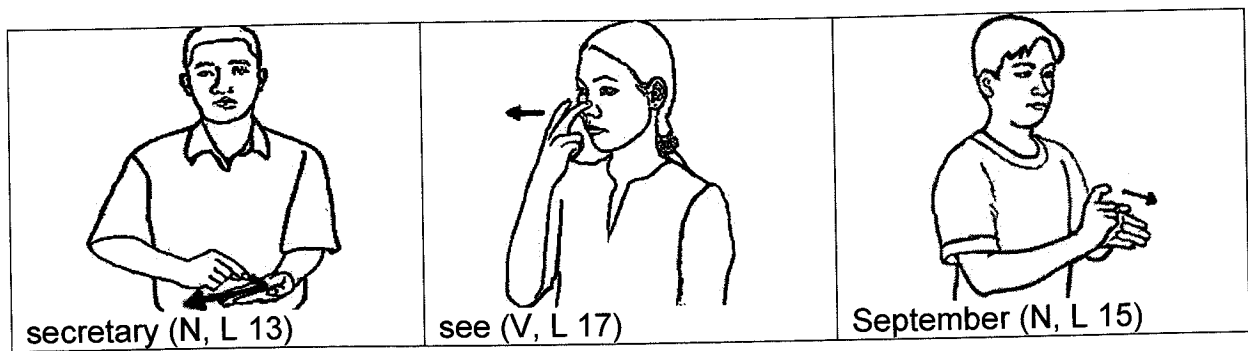
Q

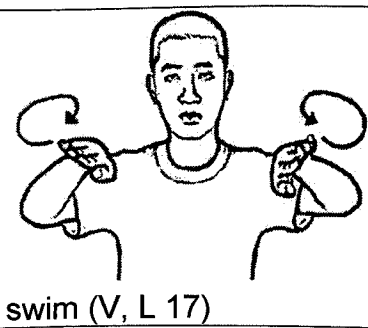




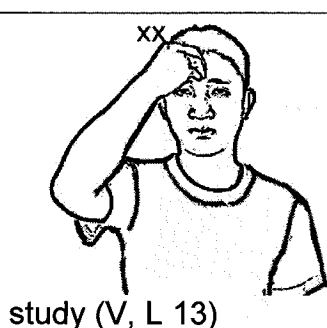

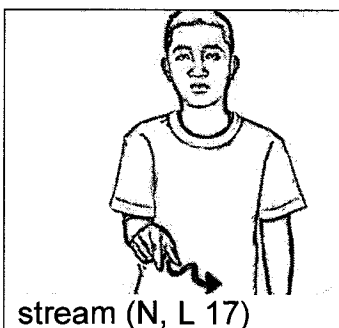




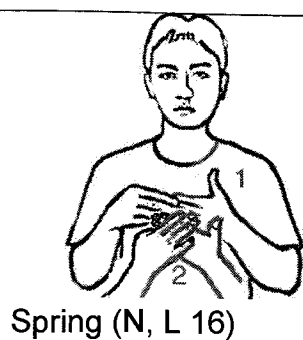
R



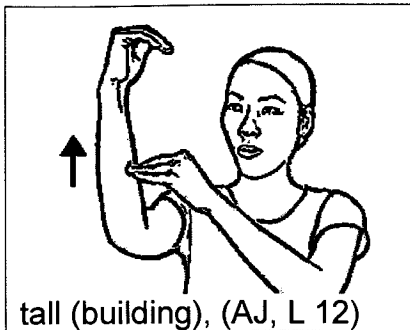
S








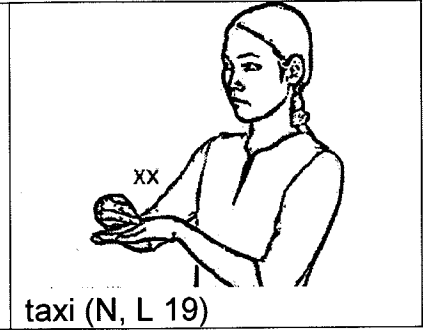
T




tall (building), (AJ, L 12)




taste (N, L 11)



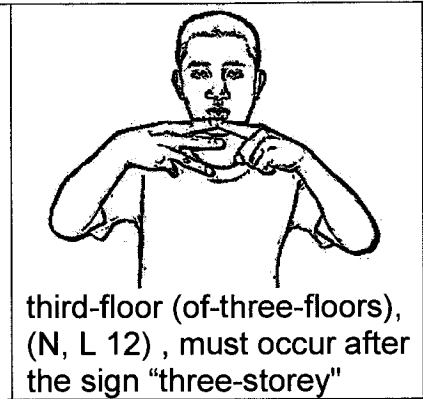
taxi (N, L 19)



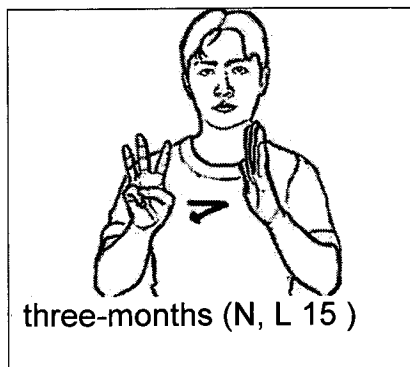
teach (V, L 13)




teacher (N, L 13)



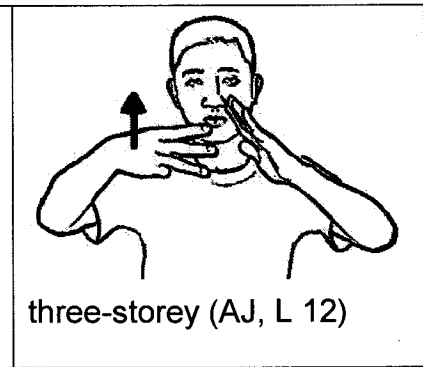
third-floor (of-three-floors),
(N, L 12) , must occur after
the sign "three-storey"



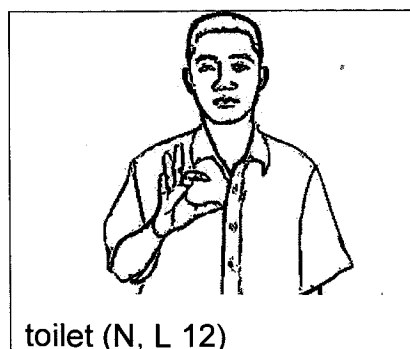
three-months (N, L 15)



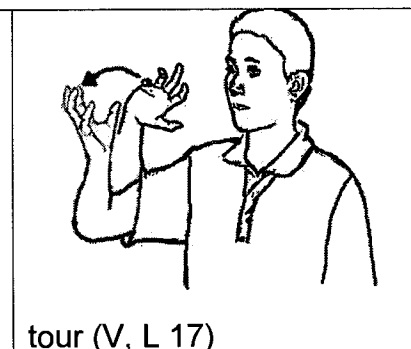
three-periods (of-school),
(N, L 14)



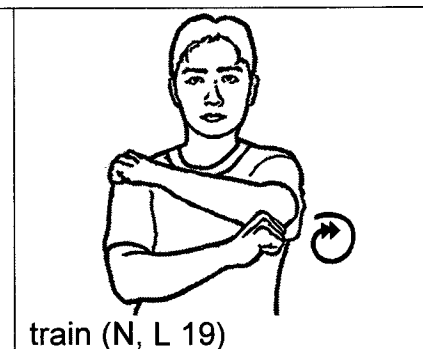
three-storey (AJ, L 12)




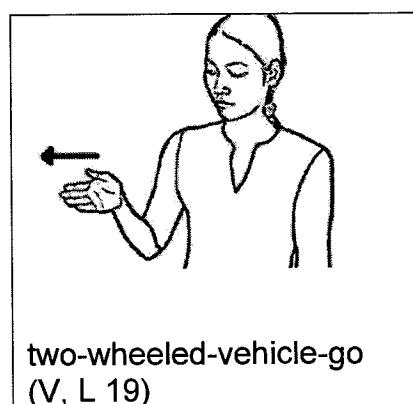
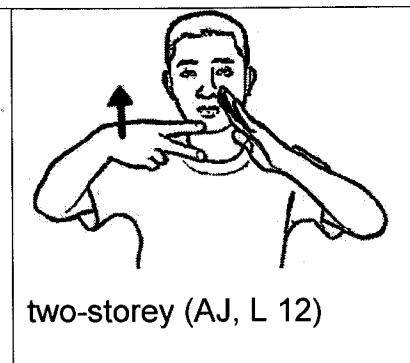

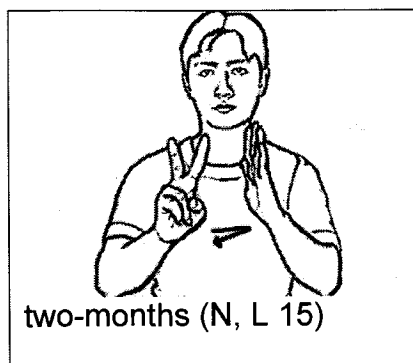
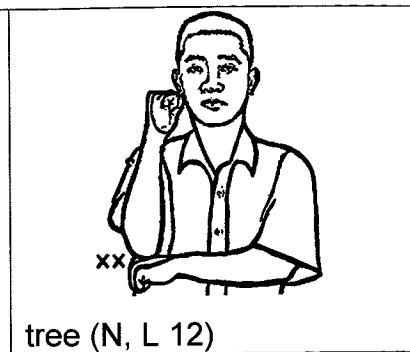
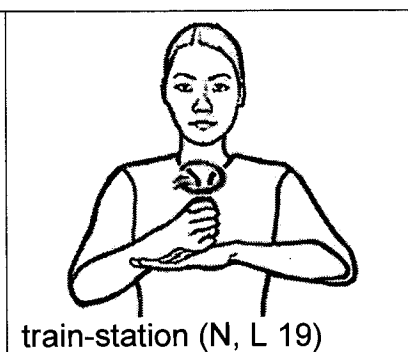
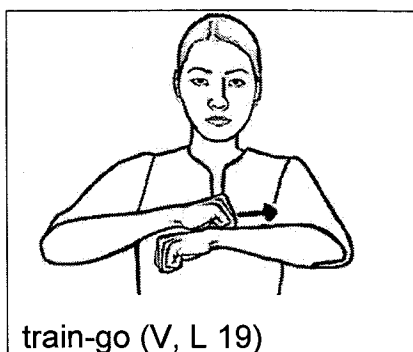
toilet (N, L 12)



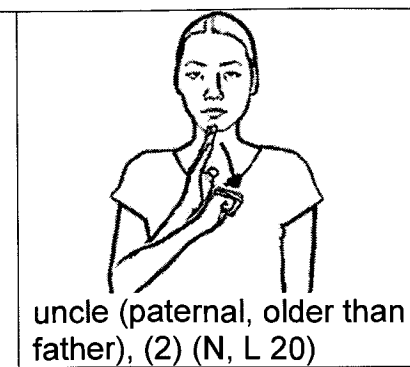

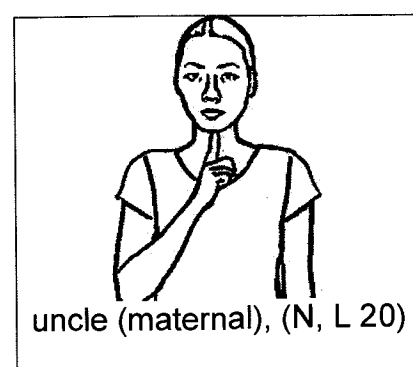
tour (V, L 17)




train (N, L 19)

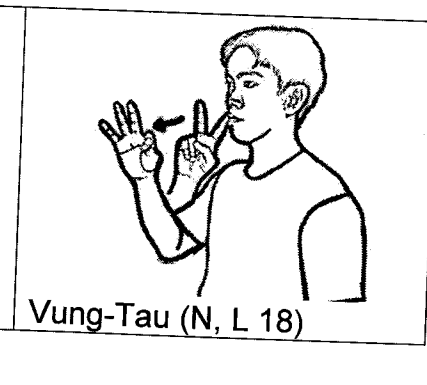

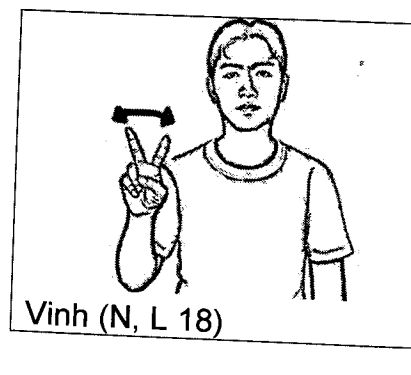

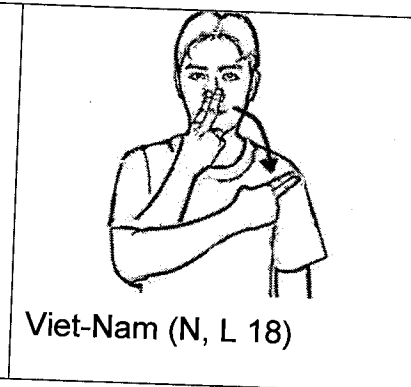


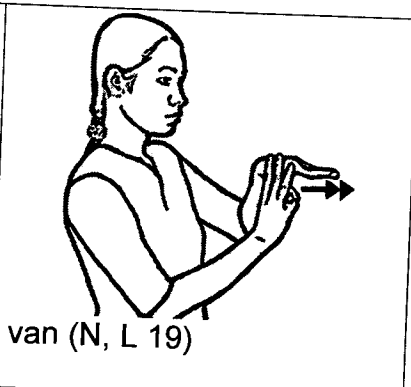
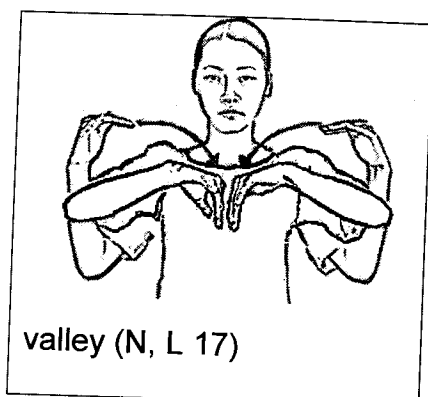


U







V




W



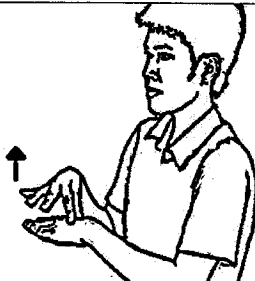
warm (AJ, L 16)



waterfall (N, L 17)



weather (N, L 16)




week (1), (N, L 15)




week (2), (N, L 15)



Wet-season, (N, L 16)



wide (AJ, L 12)



Winter (N, L 16)




woods (N, L 17)

X

Y




yard (N, L 12)



year (N, L 15)

Z



日本財団
The Nippon Foundation

Funded by The Nippon Foundation