


PEN-International

Partner Universities:
Survey of Program Characteristics



May 10, 2003


Postsecondary Education Network International
National Technical Institute for the Deaf
Rochester Institute of Technology
52 Lomb Memorial Drive
Rochester, NY 14623
USA

<http://www.pen.ntid.rit.edu>

The following descriptions of PEN-International partners were reported by the respective program directors during the winter of 2002- 2003. These descriptions represent an unedited overview of each program.

Table of Contents

University	Page
Tsukuba College of Technology, Japan.....	5
De La Salle University—College of St. Benilde, Philippines.....	9
Bauman Moscow State Technical University, Russia	14
Ratchasuda College, Mahidol University, Thailand	19
Tianjin University of Technology, Engineering College for the Deaf, Tianjin China.....	23
Special Education College of Beijing Union University, China	27
Abnormal Education College, Changchun University, Changchun, China.....	31



PEN-INTERNATIONAL PARTNER INSTITUTIONS

QUESTIONNAIRE FOR FACT SHEETS

1. Institution's full name: Tsukuba College of Technology

Street: 4-3-15 Amakubo

City/State/Zip: Tsukuba, 305-0005

Country: Japan

Institution's Web Site (URL): <http://www.tsjkuba-tech.ac.jp>

2. Who should we contact if we need to seek clarification regarding the information reported in this questionnaire?

Name: (1) Naoki Ohnuma, (2) Masahiko Suto

Title: (1) Professor (2) Ass. Professor

Street: 4-3-15 Amakubo

City/State/Zip: 305-0005

Country: Japan

Phone number (including area number): (1) +81-29-858-9407, (2) 9344

Email address: (1) ohnuma@a.tsukuba-tech.ac.jp, (2) suto@a.tsukuba-tech.ac.jp

3. When were programs for deaf students established? 1987

4. Is your Institution: ☒ Public ☐ Private

5. What type of programs does your institution offer? (Please check all that apply)

☐ Liberal Arts (2 years)

☐ Technical (2 years)

☐ Liberal Arts (4 years)

☐ Technical (4Years)

☐ Graduate

☐ Vocational/Technical leading to certificate/Diploma

☒ Other 3 years technical

6. What is the total number of students, **BOTH HEARING AND DEAF**, who were enrolled at your institute during the 2002-2003 academic year?

- 1) Diploma/Certificate: Full-time students #____ Part-time students #____
2) Undergraduate: Full-time students #176 Part-time students #____
3) Graduate: Full-time students #____ Part-time students #____

7. What is the total number of **DEAF STUDENTS** who were enrolled at your institute during the 2002-2003 academic year?

- 1) Diploma/Certificate: Full-time students #____ Part-time students #____
2) Undergraduate: Full-time students #176 Part-time students #____
3) Graduate: Full-time students #____ Part-time students #____

8. What are the majors offered to deaf students? (Please list all)

Design	_____
Mechanical Engineering	_____
Architecture	_____
Electronics	_____
Information Science	_____

9. What is the total number of deaf students enrolled during the **2002-2003 academic year**? Not yet around 175

Total number of degrees awarded to deaf students

<u>Degree</u>	<u>Number</u>
1) Certificate/Diploma	#_____
2) Associate Degree	#_____
3) Baccalaureate Degree	#_____
4) Others (Please specify)	#_____

10. What was the total number of deaf students enrolled during the **2001-2002 academic year**?

Total number of degrees awarded to deaf students

<u>Degree</u>	<u>Number</u>
---------------	---------------

- | | |
|----------------------------|-------|
| 1) Certificate/Diploma | # 176 |
| 2) Associate Degree | # |
| 3) Baccalaureate Degree | # |
| 4) Others (Please specify) | # |

11. What was the total number of deaf students enrolled during the **2000-2001 academic year**?

Total number of degrees awarded to deaf students

- | <u>Degree</u> | <u>Number</u> |
|----------------------------|---------------|
| 1) Certificate/Diploma | # |
| 2) Associate Degree | # 174 |
| 3) Baccalaureate Degree | # |
| 4) Others (Please specify) | # |

12. What was the total number of deaf students enrolled during the **1999-2000 academic year**?

Total number of degrees awarded to deaf students

- | <u>Degree</u> | <u>Number</u> |
|----------------------------|---------------|
| 1) Certificate/Diploma | # |
| 2) Associate Degree | # 173 |
| 3) Baccalaureate Degree | # |
| 4) Others (Please specify) | # |

13. Does your institution have support services for deaf students? ☒ Yes ☐ No

If Yes, do these deaf students primarily receive support services through:

- ☒ Specially designed program for deaf students
- ☒ Services provided by an office serving students with various disabilities

14. What support services are offered for classroom communication access? (Check all that apply)

- ☒ Teachers who sign ☒ Sign interpreting
- ☒ Oral interpreting ☒ Real-time transcription
- ☒ Group assistive listening devices (e.g., F.M. System, infrared systems)
- ☐ Other (Specify): _____

15. Are there any official policies regarding classroom communication? ☐ Yes ☒ No

If yes, what are they? _____

16. Is special tutoring offered to deaf students? ☐ Yes ☒ No

17. Is note taking offered to deaf students? ☐ Yes ☒ No

18. Are sign language classes offered to deaf students? ☒ Yes ☐ No

19. Are sign language classes offered to hearing students ☐ Yes ☐ No

20. Are sign language classes offered to instructors? ☐ Yes ☒ No

21. Are there other support services offered? Counseling _____

22. What is the faculty/deaf student ratio in the classroom? 1 to 10 _____

23. What are deaf students' average reading and writing levels compared to their hearing peers?

- | | | |
|--|--|---|
| <input type="checkbox"/> 4-5 years above | <input type="checkbox"/> 3-4 years above | <input type="checkbox"/> 1-2 years above |
| <input type="checkbox"/> Same | | |
| <input checked="" type="checkbox"/> 1-2 years below | <input checked="" type="checkbox"/> 3-4 years below | <input type="checkbox"/> 4-5 years below |

24. What are deaf students' math levels compared to their hearing peers?

- | | | |
|--|--|--|
| <input type="checkbox"/> 4-5 years above | <input type="checkbox"/> 3-4 years above | <input type="checkbox"/> 1-2 years above |
| <input type="checkbox"/> Same | | |
| <input checked="" type="checkbox"/> 1-2 years below | <input checked="" type="checkbox"/> 3-4 years below | <input checked="" type="checkbox"/> 4-5 years below |


25. At approximately what age did most of your deaf students lose their hearing?

- | | | |
|--|--|---|
| <input checked="" type="checkbox"/> Ages 0-2 years | <input type="checkbox"/> Ages 2-12 years | <input type="checkbox"/> Ages 12-20 years |
|--|--|---|

26. What is the average level of hearing loss of your deaf students? (dB loss) 90 to 100dB _____

27. Are there hearing loss level requirements for entrance to your program?

- | | |
|---|-----------------------------|
| <input checked="" type="checkbox"/> Yes | <input type="checkbox"/> No |
|---|-----------------------------|



PEN-INTERNATIONAL PARTNER INSTITUTIONS

QUESTIONNAIRE FOR FACT SHEETS

1. Institution's full name: DE LA SALLE UNIVERSITY – COLLEGE OF ST. BENILDE

Street: 2544 TAFT AVENUE

City/State/Zip: MANILLA, 1004

Country: PHILIPPINES

Institution's Web Site (URL): <http://www.DLSU.CSB.EDU.PH>

2. Who should we contact if we need to seek clarification regarding the information reported in this questionnaire?

Name: THERESA CHRISTINE BENITEZ-DELA TORRE

Title: DEAN

Street: 2544 TAFT AVENUE

City/State/Zip: MANILA, 1004

Country: PHILIPPINES

Phone number (including area number): (632)526-74-41 LOCAL 131/210

Email address: delatorret@csb.dlsu.edu.h OR dltorret@yahoo.com

3. When were programs for deaf students established? 1991

4. Is your Institution: ☐ Public ☒ Private

5. What type of programs does your institution offer? (Please check all that apply)

☐ Liberal Arts (2 years)

☐ Technical (2 years)

- ☒ Liberal Arts (4 years) ☒ Technical (4 Years)
☐ Graduate ☒ Vocational/Technical leading to certificate/Diploma
☐ Other _____

6. What is the total number of students, **BOTH HEARING AND DEAF**, who were enrolled at your institute during the 2002-2003 academic year?

- 1) Diploma/Certificate: Full-time students # 111 Part-time students # _____
 2) Undergraduate: Full-time students # 7,642 Part-time students # 722
 3) Graduate: Full-time students # _____ Part-time students # _____

7. What is the total number of **DEAF STUDENTS** who were enrolled at your institute during the 2002-2003 academic year?

- 1) Diploma/Certificate: Full-time students # 8 Part-time students # _____
 2) Undergraduate: Full-time students # 103 Part-time students # _____
 3) Graduate: Full-time students # _____ Part-time students # _____

8. What are the majors offered to deaf students? (Please list all)

Bachelor in Applied Deaf Studies _____

9. What is the total number of deaf students enrolled during the **2002-2003 academic year**? 111

Total number of degrees awarded to deaf students

- | <u>Degree</u> | <u>Number</u> |
|----------------------------|--------------------------------|
| 1) Certificate/Diploma | # 3 (+4 candidates by summer) |
| 2) Associate Degree | _____ |
| 3) Baccalaureate Degree | # 1 (+19 candidates by summer) |
| 4) Others (Please specify) | _____ |

10. What was the total number of deaf students enrolled during the **2001-2002 academic year**? 92

Total number of degrees awarded to deaf students

<u>Degree</u>	<u>Number</u>
1) Certificate/Diploma	# _____
2) Associate Degree	# _____
3) Baccalaureate Degree	# 10
4) Others (Please specify)	# _____

11. What was the total number of deaf students enrolled during the **2000-2001 academic year**? 86

Total number of degrees awarded to deaf students

<u>Degree</u>	<u>Number</u>
1) Certificate/Diploma	# 11
2) Associate Degree	# _____
3) Baccalaureate Degree	# 3
4) Others (Please specify)	# _____

12. What was the total number of deaf students enrolled during the **1999-2000 academic year**? 69

Total number of degrees awarded to deaf students

<u>Degree</u>	<u>Number</u>
1) Certificate/Diploma	# 8
2) 2) Associate Degree	# _____
3) Baccalaureate Degree	# 0
4) Others (Please specify)	# _____

13. Does your institution have support services for deaf students? ☒ Yes ☐ No

If Yes, do these deaf students primarily receive support services through:

- ☒ Specially designed program for deaf students
☐ Services provided by an office serving students with various disabilities

14. What support services are offered for classroom communication access? (Check all that apply)

- ☒ Teachers who sign ☒ Sign interpreting
☐ Oral interpreting ☐ Real-time transcription
☐ Group assistive listening devices (e.g., F.M. System, infrared systems)
☐ Other (Specify): _____

15. Are there any official policies regarding classroom communication? ☒ Yes ☐ No

If yes, what are they? General practice but no written policy: FSL usage highly encouraged, but often teachers' signing vary, and mixed (FSL, signing exact English, with or without mouthing). Students' majority mode of communication exercise strong influence on teacher particularly mouthing or not mouthing what is signed.

16. Is special tutoring offered to deaf students? ☐ Yes ☒ No

17. Is notetaking offered to deaf students? ☐ Yes ☒ No

18. Are sign language classes offered to deaf students? ☒ Yes ☐ No

19. Are sign language classes offered to hearing students ☒ Yes ☐ No

20. Are sign language classes offered to instructors? ☒ Yes ☐ No

21. Are there other support services offered? _____

22. What is the faculty/deaf student ratio in the classroom? 1:15 regular classes; if math and computer
classes, with 1 teacher assistant. Irregular students (due to previous leave of absence, or failures)
increase population in some classes up to maximum of 20

23. What are deaf students' average reading and writing levels compared to their hearing peers?

- | | | |
|---|---|--|
| <input type="checkbox"/> 4-5 years above | <input type="checkbox"/> 3-4 years above | <input type="checkbox"/> 1-2 years above |
| <input type="checkbox"/> Same | | |
| <input type="checkbox"/> 1-2 years below | <input type="checkbox"/> 3-4 years below | <input checked="" type="checkbox"/> 4-5 years below |

24. What are deaf students' math levels compared to their hearing peers?

- | | | |
|---|---|--|
| <input type="checkbox"/> 4-5 years above | <input type="checkbox"/> 3-4 years above | <input type="checkbox"/> 1-2 years above |
| <input type="checkbox"/> Same | | |
| <input type="checkbox"/> 1-2 years below | <input type="checkbox"/> 3-4 years below | <input checked="" type="checkbox"/> 4-5 years below |

25. At approximately what age did most of your deaf students lose their hearing?


- | | | |
|---|---|---|
| <input type="checkbox"/> Ages 0-2 years | <input checked="" type="checkbox"/> Ages 2-12 years | <input type="checkbox"/> Ages 12-20 years |
|---|---|---|

26. What is the average level of hearing loss of your deaf students? (dB loss) no information

27. Are there hearing loss level requirements for entrance to your program?

☐ Yes

☒ No



PEN-INTERNATIONAL PARTNER INSTITUTIONS

QUESTIONNAIRE FOR FACT SHEETS

1. Institution's full name: Bauman Moscow State Technical University

Street: 2-nd Baumanskaya Street., 5

City/State/Zip: Moscow 105005

Country: Russia

Institution's Web Site (URL): http://www.bmstu.ru

2. Who should we contact if we need to seek clarification regarding the information reported in this questionnaire?

Name: Alexandr G. Stanevsky

Title: Ph.D., Director of Bauman Center for the Deaf

Street: 2-nd Baumanskaya Street., 5

City/State/Zip: Moscow 105005

Country: Russia

Phone number (including area number): (095) 263-66-68

Email address: Stan@bmstu.ru

3. When were programs for deaf students established? 1934

4. Is your Institution: ☒ Public ☐ Private

5. What type of programs does your institution offer? (Please check all that apply)

☐ Liberal Arts (2 years)

☐ Technical (2 years)

☐ Liberal Arts (4 years)

☒ Technical (4 Years)

Page 14

- ☒ Graduate ☐ Vocational/Technical leading to certificate/Diploma
- ☒ Other Postgraduate programs of further training and retraining, preliminary programs for enrollment at BMSTU, for career-guidance, post-graduate study, further work for doctor's degree

6. What is the total number of students, **BOTH HEARING AND DEAF**, who were enrolled at your institute during the 2002-2003 academic year? 18000

- 1) Diploma/Certificate:* Full-time students # _____ Part-time students # _____
- 2) Undergraduate:** Full-time students # _____ Part-time students # _____
- 3) Graduate:*** Full-time students # 3500 _____ Part-time students # _____

*ALL BMSTU students, both hearing and deaf, are full-time students.

** The number of undergraduates is not regulated.

***Graduates might have: Baccalaureate Degree (4 years), Master Degree, Diploma of Specialist (6 years both, but different programs), Diploma of engineering-researcher (7 years).

7. What is the total number of **DEAF STUDENTS** who were enrolled at your institute during the 2002-2003 academic year? 169

- 1) Diploma/Certificate: Full-time students # _____ Part-time students # _____
- 2) Undergraduate: Full-time students # _____ Part-time students # _____
- 3) Graduate: Full-time students # 28 _____ Part-time students # _____

8. What are the majors offered to deaf students? (Please list all)

<u>Informatics and control systems</u>	<u>Robotics and all-round automation</u>
<u>Manufacturing engineering</u>	<u>Engineering business and management</u>
<u>Radio electronics and laser engineering</u>	<u>Biomedical engineering</u>
_____	_____
_____	_____

9. What is the total number of deaf students enrolled during the **2002-2003 academic year**? 169

Total number of degrees awarded to deaf students

<u>Degree</u>	<u>Number</u>
1) Certificate/Diploma	# _____

- | | |
|--------------------------------|-------------|
| 2) Associate Degree | # _____ |
| 3) Baccalaureate Degree | # <u>20</u> |
| 4) Others (Please specify)**** | # <u>8</u> |

****Diploma of Specialist, Master Degree (6-th years), Diploma of engineer – researcher (7-th years)

10. What was the total number of deaf students enrolled during the **2001-2002 academic year**? _____

164

Total number of degrees awarded to deaf students

- | <u>Degree</u> | <u>Number</u> | |
|----------------------------|---------------|--|
| 1) Certificate/Diploma | # _____ | |
| 2) Associate Degree | # _____ | |
| 3) Baccalaureate Degree | # <u>18</u> | |
| 4) Others (Please specify) | # <u>8</u> | (Diploma of Specialist, Master Degree) |

11. What was the total number of deaf students enrolled during the **2000-2001 academic year**? 154

Total number of degrees awarded to deaf students

- | <u>Degree</u> | <u>Number</u> | |
|----------------------------|---------------|--|
| 1) Certificate/Diploma | # _____ | |
| 2) Associate Degree | # _____ | |
| 3) Baccalaureate Degree | # <u>13</u> | |
| 4) Others (Please specify) | # <u>9</u> | (Diploma of Specialist, Master Degree) |

12. What was the total number of deaf students enrolled during the **1999-2000 academic year**? 151

Total number of degrees awarded to deaf students

- | <u>Degree</u> | <u>Number</u> | |
|----------------------------|---------------|--|
| 1) Certificate/Diploma | # _____ | |
| 2) Associate Degree | # _____ | |
| 3) Baccalaureate Degree | # <u>11</u> | |
| 4) Others (Please specify) | # <u>4</u> | (Diploma of Specialist, Master Degree) |

13. Does your institution have support services for deaf students? ☒ Yes ☐ No

If Yes, do these deaf students primarily receive support services through:

- ☒ Specially designed program for deaf students
- ☐ Services provided by an office serving students with various disabilities

14. What support services are offered for classroom communication access? (Check all that apply)

- ☐ Teachers who sign ☒ Sign interpreting
☒ Oral interpreting ☐ Real-time transcription
☒ Group assistive listening devices (e.g., F.M. System, infrared systems)
☐ Other (Specify): _____

15. Are there any official policies regarding classroom communication? ☒ Yes ☐ No

If yes, what are they? Total communication

16. Is special tutoring offered to deaf students? ☒ Yes ☐ No

17. Is notetaking offered to deaf students? ☒ Yes ☐ No

18. Are sign language classes offered to deaf students? ☒ Yes ☐ No

19. Are sign language classes offered to hearing students ☐ Yes ☒ No

20. Are sign language classes offered to instructors? ☐ Yes ☒ No

21. Are there other support services offered? Making of electronic course materials; presentation of
course materials, making of training aids

22. What is the faculty/deaf student ratio in the classroom? 1/3

23. What are deaf students' average reading and writing levels compared to their hearing peers?

- ☐ 4-5 years **above** ☐ 3-4 years **above** ☐ 1-2 years **above**
☒ Same
☐ 1-2 years **below** ☐ 3-4 years **below** ☐ 4-5 years **below**

24. What are deaf students' math levels compared to their hearing peers?

- ☐ 4-5 years **above** ☐ 3-4 years **above** ☐ 1-2 years **above**
☒ Same

☐ 1-2 years **below** ☐ 3-4 years **below** ☐ 4-5 years **below**

25. At approximately what age did most of your deaf students lose their hearing?

☒ Ages 0-2 years ☐ Ages 2-12 years ☐ Ages 12-20 years

26. What is the average level of hearing loss of your deaf students? (dB loss) 70-80 dB

27. Are there hearing loss level requirements for entrance to your program?

☐ Yes ☒ No



PEN-INTERNATIONAL PARTNER INSTITUTIONS

QUESTIONNAIRE FOR FACT SHEETS

1. Institution's full name: Ratchasuda College, Mahidol University

Street: Putthamonthon ?

City/State/Zip: Salaya, Nakhonpathom, 73170

Country: Thailand

Institution's Web Site (URL): http://www.rs.mahidol.ac.th

2. Who should we contact if we need to seek clarification regarding the information reported in this questionnaire?

Name: Jitprapa Sri-on

Title: Dr

Street: Putthamonthon

City/State/Zip Salaya, Nakhonpathom, 73170

Country: Thailand

Phone number (including area number): 0011-66-2-8895315 ext.221

Email address: rsjsi@mahidol.ac.th

3. When were programs for deaf students established? 1998

4. Is your Institution: ☒ Public ☐ Private

5. What type of programs does your institution offer? (Please check all that apply)

☐ Liberal Arts (2 years)

☐ Technical (2 years)

☒ Liberal Arts (4 years)

☐ Technical (4Years)

☒ Graduate

☒ Vocational/Technical leading to certificate/Diploma

☐ Other 3 years technical

6. What is the total number of students, **BOTH HEARING AND DEAF**, who were enrolled at your institute during the 2002-2003 academic year?

- 1) Diploma/Certificate: Full-time students #59 Part-time students # _____
 2) Undergraduate: Full-time students #90 Part-time students # _____
 3) Graduate: Full-time students #37 Part-time students # _____

7. What is the total number of **DEAF STUDENTS** who were enrolled at your institute during the 2002-2003 academic year?

- 1) Diploma/Certificate: Full-time students #21 Part-time students # _____
 2) Undergraduate: Full-time students #68 Part-time students # _____
 3) Graduate: Full-time students # _____ Part-time students # _____

8. What are the majors offered to deaf students? (Please list all)

1. Deaf History and Culture	** For hearing Students
2. Sign language linguistic	Sign language interpreting
3. Teaching of Thai sign language	
4. Deaf education	
5. General Management	
6. Applied Arts in Ceramics	

9. What is the total number of deaf students enrolled during the **2002-2003 academic year**?

89

Total number of degrees awarded to deaf students

<u>Degree</u>	<u>Number</u>
1) Certificate/Diploma	# _____
2) Associate Degree	# _____
3) Baccalaureate Degree	# _____
4) Others (Please specify)	# _____

10. What was the total number of deaf students enrolled during the **2001-2002 academic year**?

85

Total number of degrees awarded to deaf students

<u>Degree</u>	<u>Number</u>
1) Certificate/Diploma	# <u>16</u>

- | | |
|----------------------------|-----------------------|
| 2) Associate Degree | # _____ |
| 3) Baccalaureate Degree | # _____ |
| 4) Others (Please specify) | # <u>1 (graduate)</u> |

11. What was the total number of deaf students enrolled during the **2000-2001 academic year**?

90

Total number of degrees awarded to deaf students

<u>Degree</u>	<u>Number</u>
1) Certificate/Diploma	# <u>11</u>
2) Associate Degree	# _____
3) Baccalaureate Degree	# _____
4) Others (Please specify)	# _____

12. What was the total number of deaf students enrolled during the **1999-2000 academic year**?

12

Total number of degrees awarded to deaf students

<u>Degree</u>	<u>Number</u>
1) Certificate/Diploma	# <u>11</u>
2) Associate Degree	# _____
3) Baccalaureate Degree	# _____
4) Others (Please specify)	# _____

13. Does your institution have support services for deaf students? ☒ Yes ☐ No

If Yes, do these deaf students primarily receive support services through:

- ☒ Specially designed program for deaf students
- ☐ Services provided by an office serving students with various disabilities

14. What support services are offered for classroom communication access? (Check all that apply)

- ☒ Teachers who sign ☒ Sign interpreting
- ☐ Oral interpreting ☐ Real-time transcription
- ☒ Group assistive listening devices (e.g., F.M. System, infrared systems)
- ☐ Other (Specify): _____

15. Are there any official policies regarding classroom communication? ☒ Yes ☐ No

If yes, what are they? Thai Sign Language

16. Is special tutoring offered to deaf students? ☒ Yes ☐ No

17. Is notetaking offered to deaf students? ☒ Yes ☐ No

18. Are sign language classes offered to deaf students? ☒ Yes ☐ No

19. Are sign language classes offered to hearing students ☒ Yes ☐ No

20. Are sign language classes offered to instructors? ☒ Yes ☐ No

21. Are there other support services offered? Video Recording

22. What is the faculty/deaf student ratio in the classroom? Per major:

History major 1:8;

Linguistic major 1:29;

Deaf Education 1:47;

Management 1:17;

Ceramics 1:14

23. What are deaf students' average reading and writing levels compared to their hearing peers?

- | | | |
|---|---|--|
| <input type="checkbox"/> 4-5 years above | <input type="checkbox"/> 3-4 years above | <input type="checkbox"/> 1-2 years above |
| <input type="checkbox"/> Same | | |
| <input type="checkbox"/> 1-2 years below | <input type="checkbox"/> 3-4 years below | <input checked="" type="checkbox"/> 4-5 years below |

24. What are deaf students' math levels compared to their hearing peers?

- | | | |
|---|---|--|
| <input type="checkbox"/> 4-5 years above | <input type="checkbox"/> 3-4 years above | <input type="checkbox"/> 1-2 years above |
| <input type="checkbox"/> Same | | |
| <input type="checkbox"/> 1-2 years below | <input type="checkbox"/> 3-4 years below | <input checked="" type="checkbox"/> 4-5 years below |


25. At approximately what age did most of your deaf students lose their hearing?

- | | | |
|--|--|---|
| <input checked="" type="checkbox"/> Ages 0-2 years | <input type="checkbox"/> Ages 2-12 years | <input type="checkbox"/> Ages 12-20 years |
|--|--|---|

26. What is the average level of hearing loss of your deaf students? (dB loss) 93 .02% are profound
hearing loss; 6.98% are severe hearing loss

27. Are there hearing loss level requirements for entrance to your program?

- | | |
|------------------------------|--|
| <input type="checkbox"/> Yes | <input checked="" type="checkbox"/> No |
|------------------------------|--|



PEN-INTERNATIONAL PARTNER INSTITUTIONS

QUESTIONNAIRE FOR FACT SHEETS

1. Institution's full name: Tianjin University of Technology, Engineering College for the Deaf

Street: 263 South Hongqi Road, Nankai District

City/State/Zip: Tianjin 300191

Country: P.R. China

Institution's Web Site (URL): http://www.tutd.net

2. Who should we contact if we need to seek clarification regarding the information reported in this questionnaire?

Name: Bao, Guodong

Title: President

Street: 263 South Hongqi Road, Nankai District

City/State/Zip Tianjin 300191

Country: P. R. China

Phone number (including area number): (1) +86-22-23679348

Email address: bao629@sina.com.cn

3. When were programs for deaf students established? 1997

4. Is your Institution: ☒ Public ☐ Private

5. What type of programs does your institution offer? (Please check all that apply)

☐ Liberal Arts (2 years)

☐ Technical (2 years)

☒ Liberal Arts (4 years)

☒ Technical (4Years)

- ☐ Graduate ☐ Vocational/Technical leading to certificate/Diploma
☐ Other 3 years technical
-

6. What is the total number of students, **BOTH HEARING AND DEAF**, who were enrolled at your institute during the 2002-2003 academic year?

- 1) Diploma/Certificate: Full-time students #44 Part-time students #____
 2) Undergraduate: Full-time students #153 Part-time students #____
 3) Graduate: Full-time students #____ Part-time students #____

7. What is the total number of **DEAF STUDENTS** who were enrolled at your institute during the 2002-2003 academic year?

- 1) Diploma/Certificate: Full-time students #44 Part-time students #____
 2) Undergraduate: Full-time students #153 Part-time students #____
 3) Graduate: Full-time students #____ Part-time students #____

8. What are the majors offered to deaf students? (Please list all)

<u>Computer Science and Technology</u>	<u>Fashion Design</u>
_____	_____
_____	_____
_____	_____

9. What is the total number of deaf students enrolled during the **2002-2003 academic year**?

Total number of degrees awarded to deaf students

<u>Degree</u>	<u>Number</u>
1) Certificate/Diploma	# <u>44</u>
2) Associate Degree	# _____
3) Baccalaureate Degree	# _____
4) Others (Please specify)	# _____

10. What was the total number of deaf students enrolled during the **2001-2002 academic year**?

Total number of degrees awarded to deaf students

<u>Degree</u>	<u>Number</u>
1) Certificate/Diploma	<u>23</u>

- 2) Associate Degree # _____
- 3) Baccalaureate Degree # _____
- 4) Others (Please specify) # _____

11. What was the total number of deaf students enrolled during the **2000-2001 academic year**?

Total number of degrees awarded to deaf students

<u>Degree</u>	<u>Number</u>
1) Certificate/Diploma	# 21 _____
2) Associate Degree	# _____
3) Baccalaureate Degree	# _____
4) Others (Please specify)	# _____

12. What was the total number of deaf students enrolled during the **1999-2000 academic year**?

Total number of degrees awarded to deaf students

<u>Degree</u>	<u>Number</u>
1) Certificate/Diploma	# 21 _____
2) Associate Degree	# _____
3) Baccalaureate Degree	# _____
4) Others (Please specify)	# _____

13. Does your institution have support services for deaf students? ☒ Yes ☐ No

If Yes, do these deaf students primarily receive support services through:

- ☒ Specially designed program for deaf students
- ☐ Services provided by an office serving students with various disabilities

14. What support services are offered for classroom communication access? (Check all that apply)

- ☒ Teachers who sign ☐ Sign interpreting
- ☐ Oral interpreting ☐ Real-time transcription
- ☐ Group assistive listening devices (e.g., F.M. System, infrared systems)
- ☐ Other (Specify): _____

15. Are there any official policies regarding classroom communication? ☐ Yes ☒ No

If yes, what are they? _____

16. Is special tutoring offered to deaf students? ☒ Yes ☐ No

17. Is notetaking offered to deaf students? ☒ Yes ☐ No

18. Are sign language classes offered to deaf students? ☐ Yes ☒ No

19. Are sign language classes offered to hearing students ☒ Yes ☐ No

20. Are sign language classes offered to instructors? ☒ Yes ☐ No

21. Are there other support services offered? No _____

22. What is the faculty/deaf student ratio in the classroom? 1 / 18 _____

23. What are deaf students' average reading and writing levels compared to their hearing peers?

- | | | |
|--|---|---|
| <input type="checkbox"/> 4-5 years above | <input type="checkbox"/> 3-4 years above | <input type="checkbox"/> 1-2 years above |
| <input type="checkbox"/> Same | | |
| <input checked="" type="checkbox"/> 1-2 years below | <input type="checkbox"/> 3-4 years below | <input type="checkbox"/> 4-5 years below |

24. What are deaf students' math levels compared to their hearing peers?

- | | | |
|--|---|---|
| <input type="checkbox"/> 4-5 years above | <input type="checkbox"/> 3-4 years above | <input type="checkbox"/> 1-2 years above |
| <input type="checkbox"/> Same | | |
| <input checked="" type="checkbox"/> 1-2 years below | <input type="checkbox"/> 3-4 years below | <input type="checkbox"/> 4-5 years below |

25. At approximately what age did most of your deaf students lose their hearing?

- | | | |
|--|---|---|
| <input checked="" type="checkbox"/> Ages 0-2 years | <input checked="" type="checkbox"/> Ages 2-12 years | <input type="checkbox"/> Ages 12-20 years |
|--|---|---|

26. What is the average level of hearing loss of your deaf students? (dB loss) 60 to 100dB loss _____

27. Are there hearing loss level requirements for entrance to your program?

- | | |
|---|-----------------------------|
| <input checked="" type="checkbox"/> Yes | <input type="checkbox"/> No |
|---|-----------------------------|



PEN-INTERNATIONAL PARTNER INSTITUTIONS

QUESTIONNAIRE FOR FACT SHEETS

1. Institution's full name: Special Education College of Beijing Union University

Street: No. 1A, 2nd Lane, Puhuangyu Road

City/State/Zip: Beijing 100075

Country: P.R. China

Institution's Web Site (URL): http://www.bjuusec.org

2. Who should we contact if we need to seek clarification regarding the information reported in this questionnaire?

Name: Luo, Dan (peggy)

Title: President

Street: No. 1A, 2nd Lane, Puhuangyu Road

City/State/Zip: Beijing 100075

Country: P. R. China

Phone number (including area number): 86-10-67622798 Cell phone: 86-10-13011140629

Email address: luodanpeggy@yahoo.com.cn

3. When were programs for deaf students established? 9/2000

4. Is your Institution: ☒ Public ☐ Private

5. What type of programs does your institution offer? (Please check all that apply)

☐ Liberal Arts (2 years)

☐ Technical (2 years)

☒ Liberal Arts (4 years)

☒ Technical (4Years)

- ☐ Graduate ☒ Vocational/Technical leading to certificate/Diploma
- ☐ Other: Liberal Arts (3 years) Technical (3 years)

6. What is the total number of students, **BOTH HEARING AND DEAF**, who were enrolled at your institute during the 2002-2003 academic year?

- 1) Diploma/Certificate: Full-time students #590 Part-time students #___0/100__
- 2) Undergraduate: Full-time students #578 Part-time students #__410__
- 3) Graduate: Full-time students #____ Part-time students #____

7. What is the total number of **DEAF STUDENTS** who were enrolled at your institute during the 2002-2003 academic year?

- 1) Diploma/Certificate: Full-time students# 47/0 Part-time students # _____
- 2) Undergraduate: Full-time students # 206 Part-time students # _____
- 3) Graduate: Full-time students # _____ Part-time students # _____

8. What are the majors offered to deaf students? (Please list all)

Art Design	Decorating & Advertisement
Office Automation	Gardening

9. What is the total number of deaf students enrolled during the **2002-2003 academic year**?

206

Total number of degrees awarded to deaf students

<u>Degree</u>	<u>Number</u>
1) Certificate/Diploma	# 47
2) Associate Degree	# 47
3) Baccalaureate Degree	#
4) Others (Please specify)	#

10. What was the total number of deaf students enrolled during the **2001-2002 academic year**?

Total number of degrees awarded to deaf students

<u>Degree</u>	<u>Number</u>
1) Certificate/Diploma	# 15

- | | |
|----------------------------|---------|
| 2) Associate Degree | # 15 |
| 3) Baccalaureate Degree | # _____ |
| 4) Others (Please specify) | # _____ |

11. What was the total number of deaf students enrolled during the **2000-2001 academic year**?

77

Total number of degrees awarded to deaf students

- | <u>Degree</u> | <u>Number</u> |
|----------------------------|---------------|
| 1) Certificate/Diploma | # 14 |
| 2) Associate Degree | # 14 |
| 3) Baccalaureate Degree | # _____ |
| 4) Others (Please specify) | # _____ |

12. What was the total number of deaf students enrolled during the **1999-2000 academic year**?

0

Total number of degrees awarded to deaf students

- | <u>Degree</u> | <u>Number</u> |
|----------------------------|---------------|
| 1) Certificate/Diploma | # _____ |
| 2) Associate Degree | # _____ |
| 3) Baccalaureate Degree | # _____ |
| 4) Others (Please specify) | # _____ |

13. Does your institution have support services for deaf students? ☒ Yes ☐ No

If Yes, do these deaf students primarily receive support services through:

- ☒ Specially designed program for deaf students
- ☒ Services provided by an office serving students with various disabilities

14. What support services are offered for classroom communication access? (Check all that apply)

- ☒ Teachers who sign ☒ Sign interpreting
- ☒ Oral interpreting ☒ Real-time transcription
- ☐ Group assistive listening devices (e.g., F.M. System, infrared systems)
- ☐ Other (Specify): Multi-media teaching system

15. Are there any official policies regarding classroom communication? ☒ Yes ☐ No

If yes, what are they? Sign teaching; teaching with multi-media system; Understand the psychology of deaf students.

16. Is special tutoring offered to deaf students? ☒ Yes ☐ No

17. Is notetaking offered to deaf students? ☐ Yes ☒ No

18. Are sign language classes offered to deaf students? ☐ Yes ☒ No

19. Are sign language classes offered to hearing students ☒ Yes ☐ No

20. Are sign language classes offered to instructors? ☒ Yes ☐ No

21. Are there other support services offered? Computer using; Network communicating

22. What is the faculty/deaf student ratio in the classroom? 1 / 16

23. What are deaf students' average reading and writing levels compared to their hearing peers?

- | | | |
|---|--|---|
| <input type="checkbox"/> 4-5 years above | <input type="checkbox"/> 3-4 years above | <input type="checkbox"/> 1-2 years above |
| <input type="checkbox"/> Same | | |
| <input type="checkbox"/> 1-2 years below | <input checked="" type="checkbox"/> 3-4 years below | <input type="checkbox"/> 4-5 years below |

24. What are deaf students' math levels compared to their hearing peers?

- | | | |
|--|---|---|
| <input type="checkbox"/> 4-5 years above | <input type="checkbox"/> 3-4 years above | <input type="checkbox"/> 1-2 years above |
| <input type="checkbox"/> Same | | |
| <input checked="" type="checkbox"/> 1-2 years below | <input type="checkbox"/> 3-4 years below | <input type="checkbox"/> 4-5 years below |


25. At approximately what age did most of your deaf students lose their hearing?

- | | | |
|--|--|---|
| <input checked="" type="checkbox"/> Ages 0-2 years | <input type="checkbox"/> Ages 2-12 years | <input type="checkbox"/> Ages 12-20 years |
|--|--|---|

26. What is the average level of hearing loss of your deaf students? (dB loss) 80dB

27. Are there hearing loss level requirements for entrance to your program?

- | | |
|--|-----------------------------|
| <input checked="" type="checkbox"/> Yes (At least above 60 dB) | <input type="checkbox"/> No |
|--|-----------------------------|



PEN-INTERNATIONAL PARTNER INSTITUTIONS

QUESTIONNAIRE FOR FACT SHEETS

-
1. Institution's Full Name: Abnormal Education College, Changchun University
Street: #1 Satellite Road, Changchun City
City/State/Zip: Changchun City, Jilin Province, 13002
Country: China
Institution's Web Site (URL): cdtjxy@mail.china.com
2. Who should we contact if we need to seek clarification regarding the information reported in this questionnaire?
Name: Zenglin Zhang
Title: Headmaster of Changchun University
Street: #1 Satellite Road, Changchun City
City/State/Zip: Changchun City, Jilin Province, 13002
Country: China
Phone Number (including area/country code): 0086-0431-5301938
Email Address: _____
3. When were programs for deaf students established? 1987
4. Is your Institution: ☒ Public ☐ Private
5. What type of programs does your institution offer? (Please check all that apply)
- | | |
|--|--|
| <input type="checkbox"/> Liberal Arts (2 years) | <input type="checkbox"/> Technical (2 years) |
| <input checked="" type="checkbox"/> Liberal Arts (4 years) | <input checked="" type="checkbox"/> Technical (4Years) |
| <input type="checkbox"/> Graduate | <input type="checkbox"/> Vocational/Technical leading to certificate/Diploma |
| <input type="checkbox"/> Other | |

6. What is the total number of students, **BOTH HEARING AND DEAF**, who were enrolled at your institute during the 2002-2003 academic year?

1) Diploma/Certificate:	Full-time students #	<u>108</u>	Part-time students #	_____
2) Undergraduate:	Full-time students #	<u>485</u>	Part-time students #	_____
3) Graduate:	Full-time students #	<u>108</u>	Part-time students #	_____

7. What is the total number of **DEAF STUDENTS** who were enrolled at your institute during the 2002-2003 academic year?

1) Diploma/Certificate:	Full-time students #	<u>53</u>	Part-time students #	<u> </u>
2) Undergraduate:	Full-time students #	<u>226</u>	Part-time students #	<u> </u>
3) Graduate:	Full-time students #	53	Part-time students #	<u> </u>

8. What are the majors offered to deaf students? (Please list all)

Painting	Art Designing

9. What is the total number of deaf students enrolled during the **2002-2003 academic year**? (Total number of degrees awarded to deaf students.) Not yet – around 175

<u>Degree</u>	<u>Number</u>
1) Certificate/Diploma	53
2) Associate Degree	
3) Baccalaureate Degree	53
4) Others (Please specify)	

10. What was the total number of deaf students enrolled during the **2001-2002 academic year**?

<u>Degree</u>	<u>Number</u>	
1) Certificate/Diploma	31	A degree given after three years of study in China (following as the same)
2) Associate Degree	8	
3) Baccalaureate Degree	23	
4) Others (Please specify)		

11. What was the total number of deaf students enrolled during the **2000-2001 academic year**?

<u>Degree</u>	<u>Number</u>
1) Certificate/Diploma	48
2) Associate Degree	36
3) Baccalaureate Degree	12
4) Others (Please specify)	

12. What was the total number of deaf students enrolled during the **1999-2000 academic year**?

131

<u>Degree</u>	<u>Number</u>
1) Certificate/Diploma	48
2) Associate Degree	36
3) Baccalaureate Degree	12
4) Others (Please specify)	

13. Does your institution have support services for deaf students? ☒ Yes ☐ No

If Yes, do these deaf students primarily receive support services through:

- ☐ Specially designed program for deaf students
☒ Services provided by an office serving students with various disabilities

14. What support services are offered for classroom communication access? (Check all that apply)

- ☒ Teachers who sign ☒ Sign interpreting
☒ Oral interpreting ☒ Real-time transcription
☐ Group assistive listening devices (e.g., F.M. System, infrared systems)
☐ Other (Specify): _____

15. Are there any official policies regarding classroom communication? ☐ Yes ☒ No

If yes, what are they? _____

16. Is special tutoring offered to deaf students? ☒ Yes ☐ No

17. Is note taking offered to deaf students? ☒ Yes ☐ No

18. Are sign language classes offered to deaf students? ☒ Yes ☐ No

19. Are sign language classes offered to hearing students? ☒ Yes ☐ No

20. Are sign language classes offered to instructors? ☒ Yes ☐ No

21. Are there other support services offered?

22. What is the faculty/deaf student ratio in the classroom? 80%

23. What are deaf students' average reading and writing levels compared to their hearing peers?

- | | | |
|--|---|---|
| <input type="checkbox"/> 4-5 years above | <input type="checkbox"/> 3-4 years above | <input type="checkbox"/> 1-2 years above |
| <input type="checkbox"/> Same | | |
| <input checked="" type="checkbox"/> 1-2 years below | <input type="checkbox"/> 3-4 years below | <input type="checkbox"/> 4-5 years below |

24. What are deaf students' math levels compared to their hearing peers?

- | | | |
|---|--|---|
| <input type="checkbox"/> 4-5 years above | <input type="checkbox"/> 3-4 years above | <input type="checkbox"/> 1-2 years above |
| <input type="checkbox"/> Same | | |
| <input type="checkbox"/> 1-2 years below | <input checked="" type="checkbox"/> 3-4 years below | <input type="checkbox"/> 4-5 years below |

25. At approximately what age did most of your deaf students lose their hearing?

- | | | |
|---|---|---|
| <input type="checkbox"/> Ages 0-2 years | <input checked="" type="checkbox"/> Ages 2-12 years | <input type="checkbox"/> Ages 12-20 years |
|---|---|---|

26. What is the average level of hearing loss of your deaf students? (dB loss) 70 dB

27. Are there hearing loss level requirements for entrance to your program? ☐ Yes ☒ No