

The Year in Review: RIT by the numbers

Your contributions secure a promising future for RIT

To RIT's valued alumni and friends:

You helped make 2007-2008 a fantastic year for the RIT family!

I am happy to share our annual figures outlining the health and growth of the university. I think you will see that the university is strong and that we've made progress in several areas.

Alumni Engagement

One of the most important initiatives of 2007-2008 was an effort to reach as many RIT alumni as possible. I had the pleasure of meeting many alumni at 29 chapters around the country. Your enthusiasm is clear, and I look forward to your continued involvement with the university.

In fiscal year 2008 (which ended June 30), 19,722 people participated in 395 alumni events around the country – an increase of 38 percent over fiscal year 2007. In addition, we welcomed nearly 1,500 first-time alumni participants. Alumni events include regional chapter events, on-campus events and activities such as Commencement and the annual Brick City Homecoming event in October, which this fall welcomed more than 10,400 alumni, parents and guests. The Office of Alumni Relations has a full program for this year that will offer a wide range of opportunities for alumni to be a part of RIT today. There are so many ways to be involved, including the second Imagine RIT: Innovation and Creativity Festival on May 2, 2009. Please join the RIT Online Community (www.rit.edu/alumni) to stay informed about these opportunities.

Fund for RIT

Thank you to the thousands of RIT alumni and friends who supported the university through the record-breaking Fund for RIT campaign last year. RIT's Annual Fund effort continues to be an important source of support for students and programs as well as a key measure in how the university is positioned in national rankings. In

fiscal year 2008, total giving to the Fund for RIT from alumni, families and friends was \$3,568,857, reflecting a 17 percent increase. Better still, an unprecedented 9.3 percent of our alumni made gifts, surpassing our 9.1 percent goal! Total donors to the Fund for RIT topped 13,000, a 25 percent increase over the previous year.

All of these gifts, combined with support from corporations, foundations, and many other loyal donors, totaled \$25,889,387 in overall philanthropic support to RIT.

RIT General Endowment:

RIT's endowment now stands at approximately \$671.5 million, up from \$661.5 million at the close of the last fiscal year.

Clearly this year's investment climate is tougher than in the past, and significant growth must come from both investment earnings and gifts directed to endowed funds. RIT's current endowment only accounts for one year's operating budget – nowhere near the appropriate ratio for a university of our size and global scope. While the endowment's growth has been positive in recent years, RIT still lags considerably behind our peer universities: Rensselaer, \$800 million; Carnegie Mellon, \$1.1 billion; Case Western, \$1.8 billion; University of Rochester, \$1.7 billion; and Cornell, \$5.4 billion. Even more important, RIT has more students enrolled than these other colleges except for Cornell.

We will continue working to increase the level of the RIT endowment to lessen our dependence on tuition and strengthen our fiscal position for the long-term.

Thank you for your continued support of this great university.



Bill Destler
President

Addressing the global financial crisis

While the message above reflects an accurate review of our position as of June 30, we are all keenly aware that the financial landscape has shifted significantly since that date. Let me share some thoughts on our most current condition.

We have the university's largest freshman class this quarter, bringing our total enrollment to nearly 16,500 students. Generally this increase in student enrollment would result in greater revenue to the operating budget. However we provided a significant increase in student financial aid – this year totaling \$92 million. While these awards helped to increase the percentage of women and minorities in the freshman class, they also put an early strain on the university's operating budget.

Since June, the volatility of the equity market has impacted our endowment, which will also have a negative impact on our operating budget. Like the rest of the nation and around the world, we

are hopeful that this trend will soon reverse and we will regain and surpass our previous endowment level mentioned above.

With all of this in mind, RIT is keeping a watchful eye on our fiscal spending, reducing costs and searching for greater efficiencies, as all well-managed organizations are doing in these uncertain times. Still, RIT remains committed to moving the university forward and enhancing our national and global reputation. The education of our students remains our primary focus and will not suffer.

I promise you that RIT will continue the forward progress that we have experienced in the past several years and the university will quickly take its place among the nation's finest institutions. I thank you for whatever role you may play in this important endeavor.

Bill Destler
President

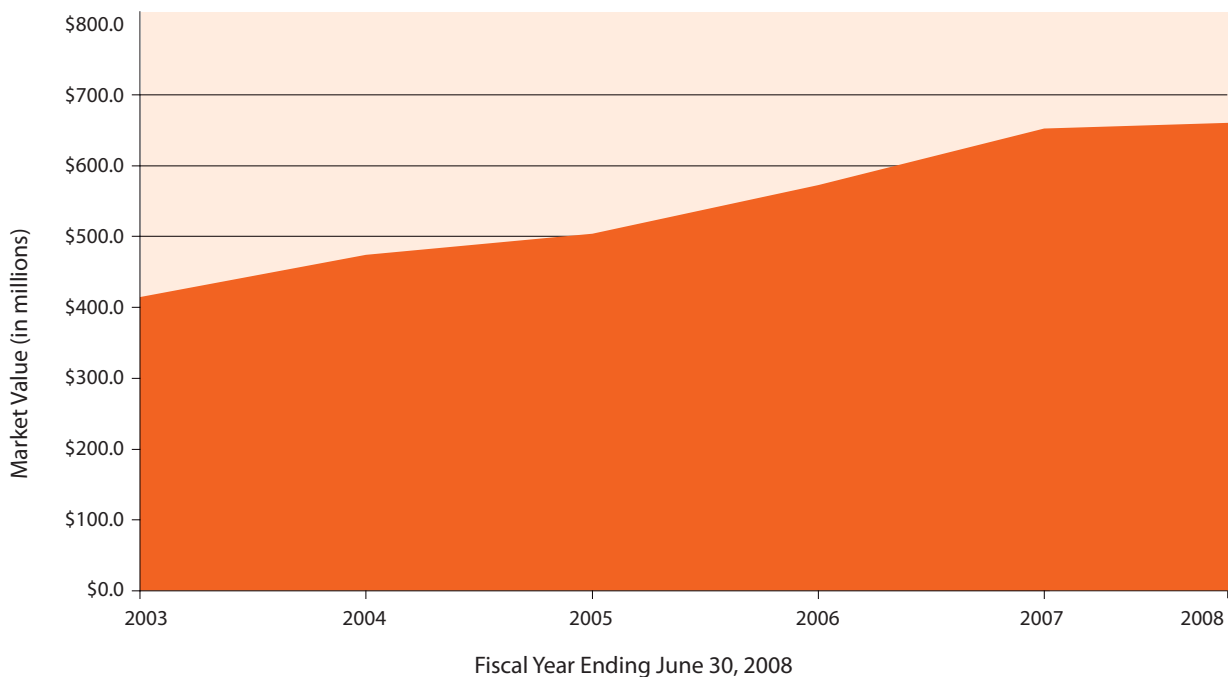
Budget and Endowment

▶ A Balanced Budget

The integrity of the university's fiscal management is reflected in a balanced budget.

Total Revenue	\$571,119,311	Total Expenditures	\$571,119,311
Tuition and Fees	56.2%	Instructional	23.9%
Government Appropriations	0.2%	Academic Service	3.5%
Unrestricted Endowment Earnings	2.0%	Student Affairs	2.8%
Other Sources	3.7%	National Technical Institute for the Deaf	13.9%
Restricted and Other Sponsored Projects	8.1%	Restricted and Other Sponsored Projects	8.1%
Unrestricted Gifts	0.2%	Institutional Support	11.8%
Student Aid	3.7%	Facilities Management Services	2.9%
National Technical Institute for the Deaf	13.9%	Debt Service - Educational Plant	1.3%
Auxiliary Enterprises	11.6%	Student Aid	19.8%
Student Government	0.4%	Auxiliary Enterprises	11.6%
		Student Government	0.4%
Total Revenue	100%	Total Expenditures	100%

▶ RIT Endowment



While RIT's endowment has grown steadily, President Destler believes it should be doubled or raised to \$1.5 billion for a university of RIT's size and stature.

The Year in Review: RIT by the numbers

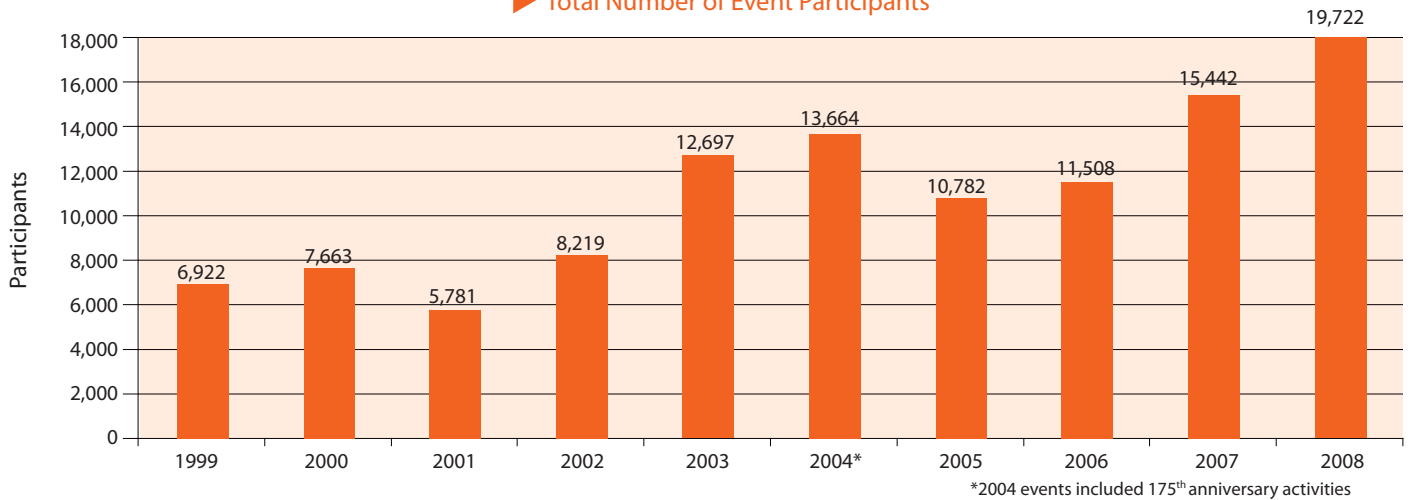
Alumni

RIT Alumni Chapter Populations

▶ RIT has alumni chapters across the U.S. The Office of Alumni Relations anticipates developing international and corporate chapters during the coming years. See pages 34-35 to find out more about chapter activities.

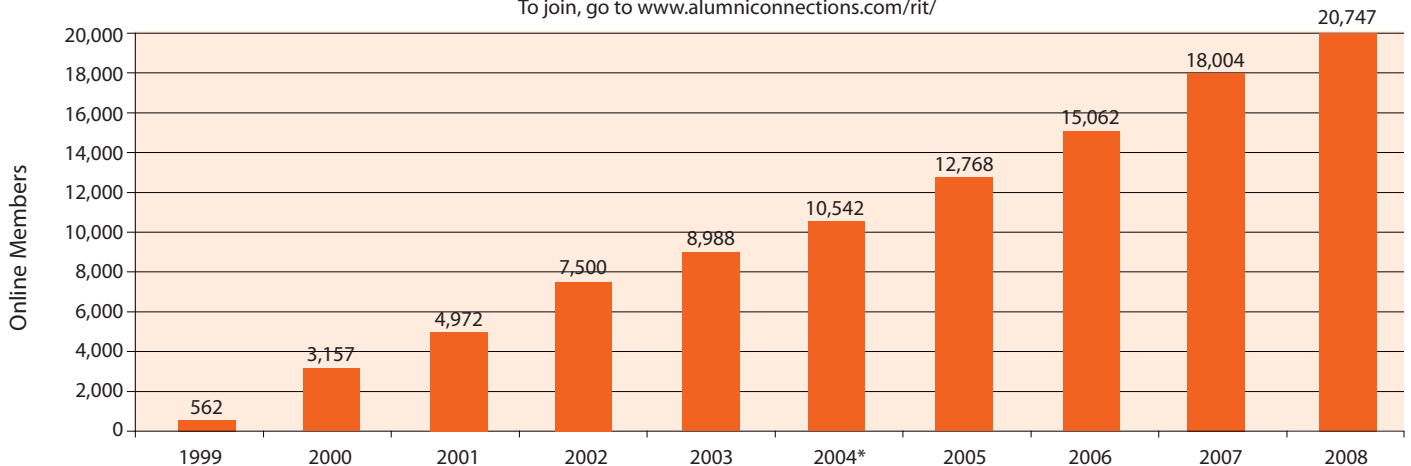
Albany, N.Y.	1,932	Cincinnati	521	Los Angeles	1,189	Rochester	31,695
Atlanta	1,164	Cleveland/Akron	653	Long Island	1,156	San Diego	1,001
Austin/San Antonio	581	Colorado	1,029	New York City	6,506	San Fran./San Jose	1,547
Boston	3,940	Connecticut	2,040	New Jersey	3,110	Seattle	731
Buffalo	2,883	Dallas	706	Philadelphia	2,341	South Florida	1,265
Central Florida	2,581	Detroit	673	Phoenix	961	Syracuse	2,755
Charlotte, N.C.	815	Houston	446	Pittsburgh	671	Utica/Rome	678
Chicago	1,410	Ithaca, N.Y.	841	Raleigh-Durham	998	Washington, D.C.	4,172

▶ Total Number of Event Participants



▶ Online Community Membership

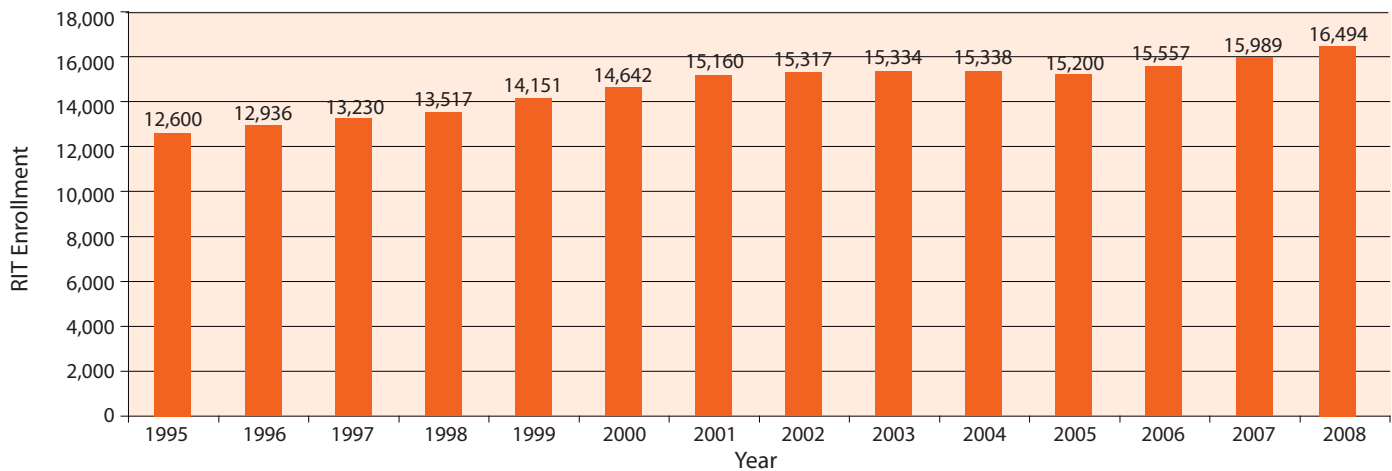
To join, go to www.alumniconnections.com/rit/



Enrollment

▶ Enrollment History

Fall enrollment at RIT in 2008 reached 16,494 students, an increase of 3.2% over fall 2007. Undergraduate enrollment totaled 13,861; graduate enrollment totaled 2,633. The table below shows RIT enrollment growth over time. Current enrollment reflects 35% growth since 1994.



▶ Applications

Applications for admission to RIT continue to rise with freshmen and graduate student applications setting all-time records. Total applications to RIT in the past year number 21,602—an increase of 12% over the prior year.

Number of Applications Received	
Freshman	13,504
Transfer	3,730
Graduate	4,368
Totals	21,602

Change from 2007	
	+15%
	+8%
	+9%
	12%

▶ Enrollment Distribution among RIT's Eight Colleges

College of Applied Science and Technology*	25%
E. Philip Saunders College of Business	7%
B. Thomas Golisano College of Computing and Information Sciences	18%
Kate Gleason College of Engineering	15%
College of Imaging Arts and Sciences	14%
College of Liberal Arts	5%
National Technical Institute for the Deaf (NTID programs only)**	6%
College of Science	9%

* CAST enrollment includes 942 students enrolled in Kosovo and Croatia.

** 496 additional deaf and hard of hearing students are cross-registered and pursuing degrees in other colleges of RIT with NTID support

▶ Enrollment Facts

- 82% of students are enrolled full-time; 18% study part-time
- 84% are undergraduates; 16% are graduate students
- RIT students represent all 50 states and 100 countries
- RIT's full-time undergraduate enrollment now ranks RIT among the 15 largest private universities in the United States
- International enrollment in Rochester exceeds 1,500 students, an all-time high