

# The Year in Review: RIT by the numbers

## Your support fueled progress in a challenging year

### To RIT's valued alumni and friends:

A year ago, I had some sobering news to share with you on how RIT was handling the global financial crisis.

To the campus community, I proposed that we would make protecting the quality of our educational programs and protecting the students, faculty, and staff our highest priorities as we navigated these uncharted waters. I am pleased to report that, working together, we have, to date, accomplished these goals to move the university forward. Fall enrollment is strong as a result of efforts in recruiting and retaining students at RIT. We have moved additional funds to financial aid to ensure that those students who are facing special economic hardships as a result of the current economic crisis are able to complete their programs. We have also, unlike many other colleges and universities, managed the crisis to date without any layoffs of faculty or staff. Indeed, we were able to provide modest salary increments to our lowest-paid employees.

Here are more specific highlights:

- We have nearly 17,000 students, an all-time high. RIT is now among the top dozen largest private universities in terms of undergraduate enrollment.
- Applications for fall admission to our undergraduate programs grew last year to almost 16,000, and applications to our graduate programs grew by 14 percent to almost 5,000. The freshmen class of about 2,650 is the largest and most diverse in our history.
- Private gifts last fiscal year totaled more than \$25 million, despite the tough economy that made fundraising more difficult than ever. This includes the successful "S.O.S. – Supporting Our Students" \$1 million matching gift scholarship challenge.
- Sponsored research activity grew by 20 percent last year to almost \$60 million (see page 32 for more on research).
- Federal funding for the National Technical Institute for the Deaf increased to \$68 million last year, and enrollment is at an all-time high of about 1,450 students.

### Alumni Engagement

During fiscal year 2009 (which ended June 30), 25,657 alumni participated in 489 alumni events around the country. Reflecting the change in how our young alumni connect, this includes the first "virtual" homecoming activities during Brick City Homecoming and Family Weekend, and some of the Facebook and Twitter activities over the last year.

In addition, we had more than 1,400 alumni volunteers helping with everything from Brick City Weekend and Imagine RIT activities on campus, to chapter events in their home regions, to assistance with degree programs and college operations throughout the year. As a flagship alumni event, Brick City Weekend in October welcomed more than 2,000 alumni and guests back to campus. Meanwhile, our primary avenue for outreach, the RIT Online Community, numbers more than 24,000 members. To stay informed about opportunities and benefits for alumni, visit the Web site for the Office of Alumni Relations at [www.rit.edu](http://www.rit.edu).

### The Fund for RIT

Thank you to the more than 12,000 RIT alumni and friends who supported the university through the record-breaking Fund for RIT campaign last year. For the first time in RIT's history, our annual appeal surpassed total gifts of \$4 million. This unprecedented Fund for RIT campaign included 6,827 total alumni donors and an impressive 1,256 student donors – our future alumni are already making an impact! Giving to the Fund for RIT continues to be an important measure of RIT's overall health. In fiscal year 2009, total giving to the Fund for RIT surpassed our goal of \$3.8 million by more than 6 percent in a very tough economy. We are immensely grateful to those who continued to support RIT despite the challenges faced in the past year.

All of these gifts, combined with support from corporations, foundations, and many other loyal donors, totaled \$25,148,725 in overall philanthropic support to RIT.

### RIT General Endowment

The period of Fiscal Year 2008-09 saw an unprecedented decline in the capital market, and RIT was not exempt from the fallout. However, previous to the worldwide financial crisis, RIT adopted a very defensive posture regarding asset allocation. At the close of the 2008-09 fiscal year, RIT's endowment totaled \$530.4 million, reflecting a drop from \$671.5 million. Although this 19.1 percent drop is substantial, many colleges and universities suffered losses as high as 30 percent.

Significantly, many contributors stepped up to make gifts to our endowed funds, especially scholarship funds. These will begin to return significant benefits as the recession lifts.

We will continue to focus efforts on RIT's endowment growth, as we still lag considerably behind peer universities such as Rensselaer (\$793 million); Carnegie Mellon (\$1.068 billion); Case Western (\$1.766 billion); University of Rochester (\$1.731 billion); and Cornell (\$5.385 billion). When you consider the endowment per student for each of these universities, as compared to RIT with almost 17,000 students, the impact of endowment returns is clear.

In closing, I am certain that if we can continue to make progress during the years ahead, RIT will quickly secure its place among the nation's finest universities, public or private. And we will have accomplished that goal for the best of reasons – we will have worked for the benefit of our students, our alumni, our community, our nation, and the world – and perhaps had some fun along the way. Here's to another great year for RIT! Thanks again for your continued support.



Bill Destler  
President

President Destler addressed these and other topics in his annual Opening Day Address to the RIT community. To view the complete text, visit [www.rit.edu/president](http://www.rit.edu/president).

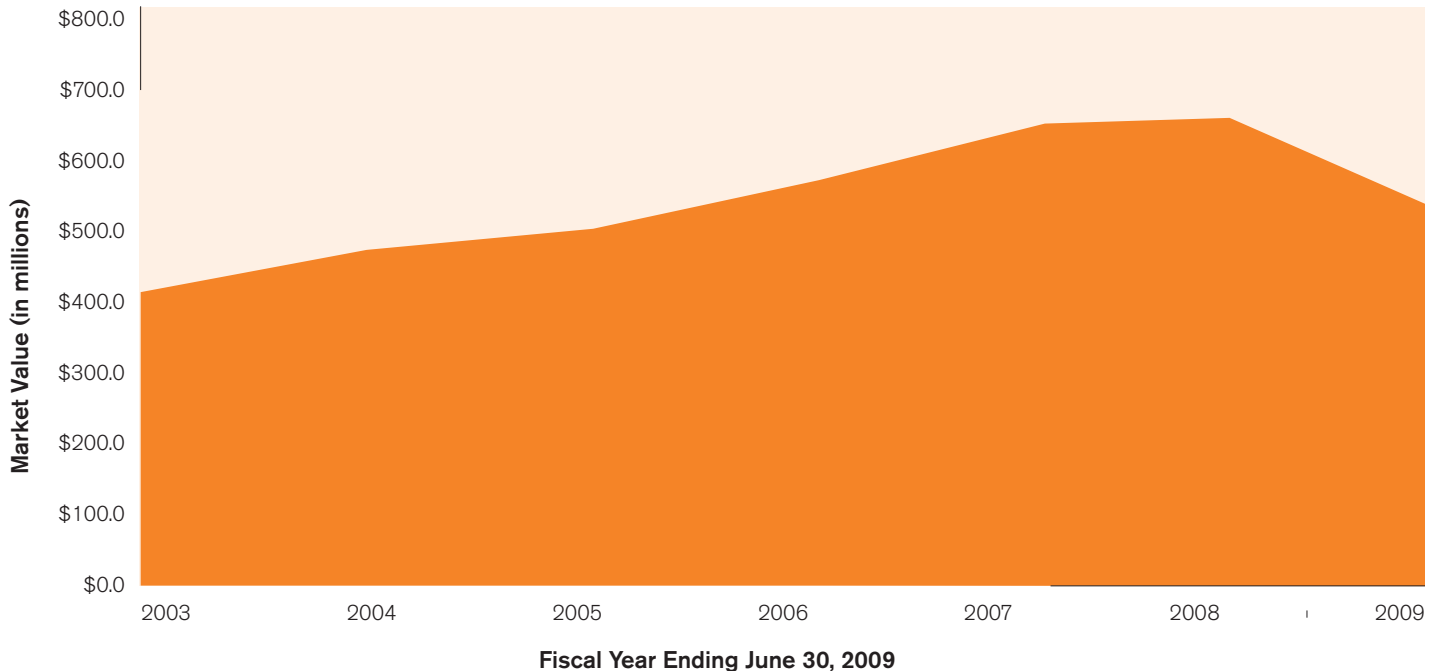
## Budget and Endowment

### ▶ A Balanced Budget

The integrity of the university's fiscal management is reflected in a balanced budget.

<b>Total Revenue</b>		<b>\$591,750,865</b>	<b>Total Expenditures</b>		<b>\$591,750,865</b>
Tuition and Fees	57.2%		Instructional	23.3%	
Government Appropriations	0.2%		Academic Service	3.4%	
Unrestricted Endowment Earnings	1.7%		Student Affairs	2.8%	
Other Sources	3.5%		National Technical Institute for the Deaf	13.9%	
Restricted and Other Sponsored Projects	8.0%		Restricted and Other Sponsored Projects	8.0%	
Unrestricted Gifts	0.1%		Institutional Support	11.3%	
Student Aid	3.5%		Facilities Management Services	2.7%	
National Technical Institute for the Deaf	13.9%		Debt Service - Educational Plant	1.9%	
Auxiliary Enterprises	11.4%		Student Aid	20.8%	
Student Government	0.5%		Auxiliary Enterprises	11.4%	
			Student Government	0.5%	
<b>Total Revenue</b>	<b>100%</b>		<b>Total Expenditures</b>	<b>100%</b>	

### ▶ RIT Endowment



The period of Fiscal Year 2008-09 saw an unprecedented decline in the capital market. Previous to the worldwide financial crisis, RIT adopted a very defensive posture regarding asset allocation. Although RIT's endowment decrease of 19.1 percent is substantial, many colleges and universities suffered losses as high as 30 percent.

# The Year in Review: RIT by the numbers

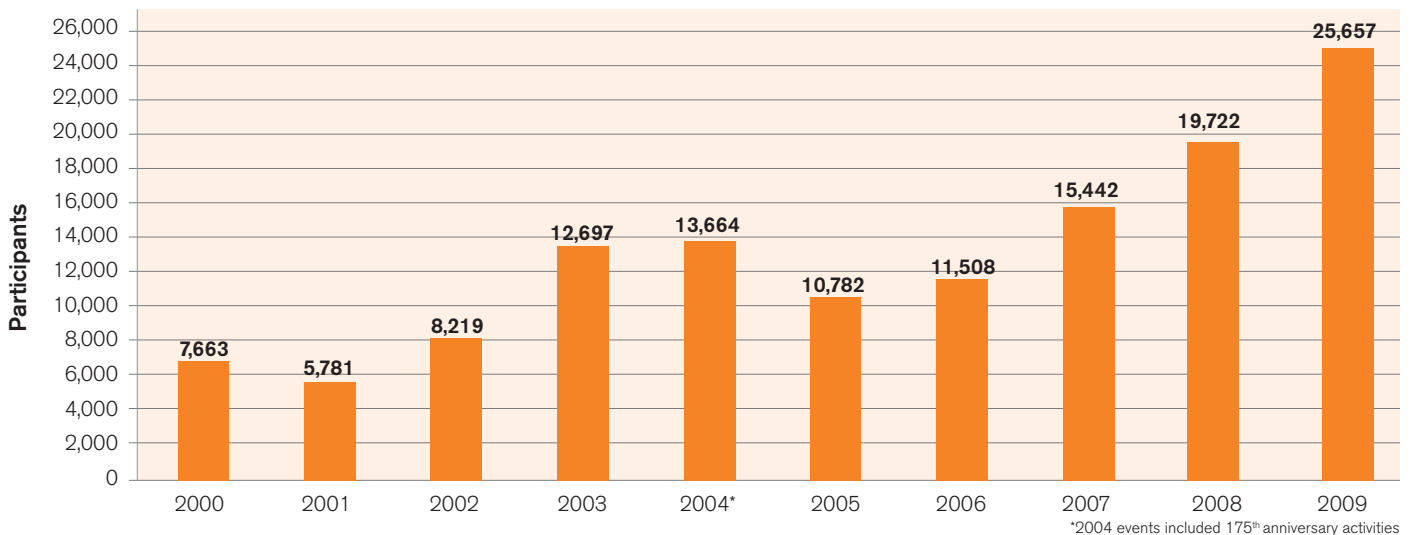
## Alumni

### ► RIT Alumni Chapter Populations

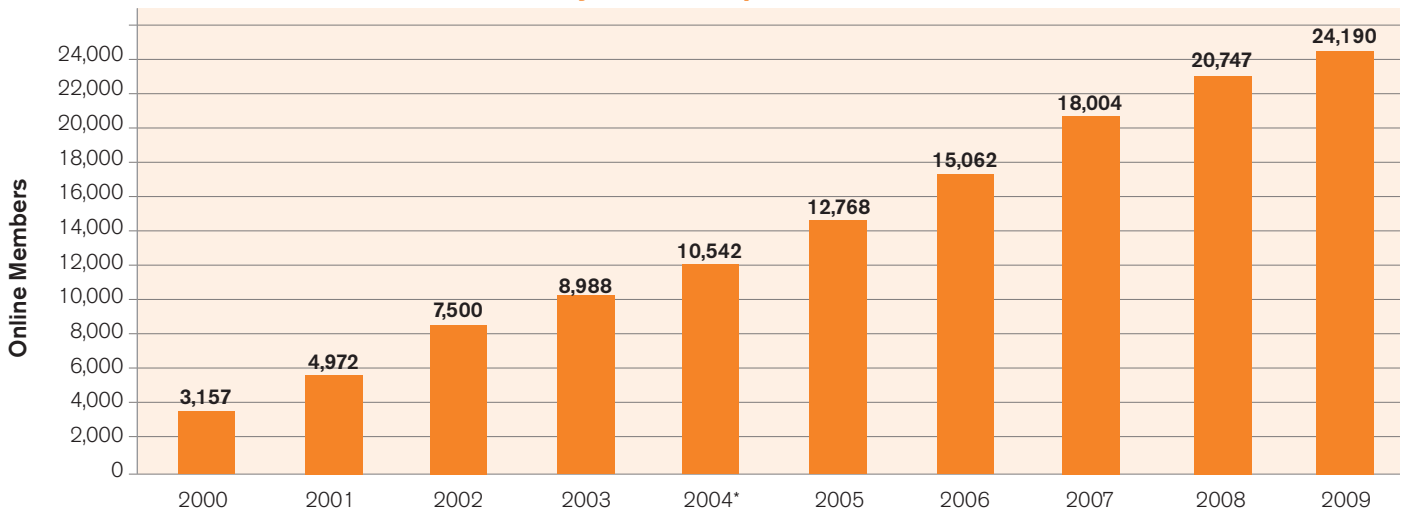
With a total of 103,915 alumni, RIT has alumni chapters across the U.S. The Office of Alumni Relations anticipates developing additional chapters during the coming years. See pages 36-37 to find out more about chapter activities.

Albany, N.Y.	2,036	Cincinnati	541	Long Island	1,109	Rochester	32,279
Atlanta	1,181	Cleveland/Akron	676	New York City	6,840	San Diego	983
Austin/San Antonio	624	Colorado	1,075	New Jersey (Northern)	120	San Fran./San Jose	1,627
Boston	4,046	Connecticut	2,087	New Jersey (Southern)	699	Seattle	783
Buffalo	3,015	Dallas	731	Philadelphia	2,411	South Florida	1,234
Central Florida	2,587	Detroit	684	Phoenix	984	Syracuse	2,875
Charlotte, N.C.	839	Houston	471	Pittsburgh	711	Utica/Rome	729
Chicago	1,434	Los Angeles	1,201	Raleigh-Durham	1056	Washington, D.C.	4,358

### ► Total Number of Event Participants



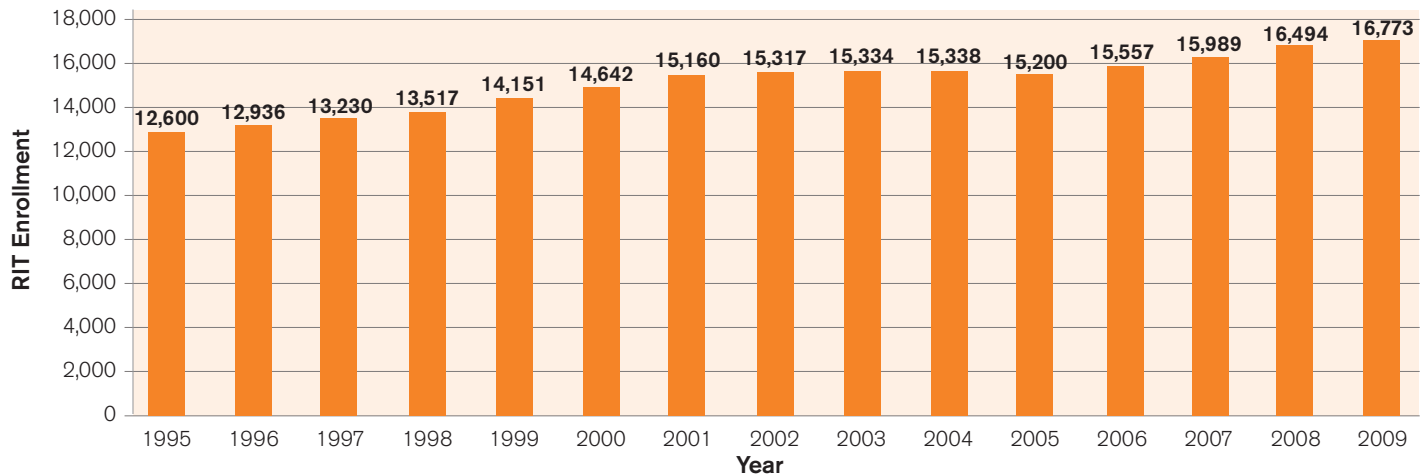
### ► Online Community Membership To join, go to [www.alumniconnections.com/rit/](http://www.alumniconnections.com/rit/)



## Enrollment

### ► Enrollment History

Fall enrollment at RIT in 2009 reached 16,773 students, an increase of 1.7% over fall 2008. Undergraduate enrollment totaled 14,045; graduate enrollment totaled 2,728. The table below shows RIT enrollment growth over time. Current enrollment reflects 37% growth since 1994.



### ► Applications

Applications for admission to RIT continue to rise with freshmen and graduate student applications setting all-time records. Total applications to RIT in the past year number 22,176—an increase of 3 percent over the prior year.

Number of Applications Received		Change from 2008	
<b>Freshman</b>	13,793	+312	+2%
<b>Transfer</b>	3,477	-216	-6%
<b>Graduate</b>	4,906	+561	+13%
<b>Totals</b>	22,176	+657	+3%

### ► Enrollment Distribution among RIT's Eight Colleges

College of Applied Science and Technology*	25%
E. Philip Saunders College of Business	7%
B. Thomas Golisano College of Computing and Information Sciences	18%
Kate Gleason College of Engineering	15%
College of Imaging Arts and Sciences	14%
College of Liberal Arts	4%
National Technical Institute for the Deaf (NTID programs only)**	6%
College of Science	9%

\* CAST enrollment includes 1,021 students enrolled in Kosovo and Croatia.

\*\* 511 additional deaf and hard of hearing students are cross-registered and pursuing degrees in other colleges of RIT with NTID support

### ► Enrollment Facts

- 82% of students are enrolled full-time; 18% study part-time
- 84% are undergraduates; 16% are graduate students
- RIT students represent all 50 states and 100 countries
- RIT's full-time undergraduate enrollment now ranks RIT among the dozen largest private universities in the United States
- International enrollment in Rochester exceeds 1,500 students

# The Year in Review: RIT by the numbers

## ► More than \$58 million secured for RIT research initiatives

RIT received a record of \$58.4 million in sponsored research funding during fiscal year 2009, a 20 percent increase over the previous year. The university received \$51.4 million in new research grants and contracts, \$3 million in gifts supporting research, and \$4 million in support of research at RIT's National Technical Institute for the Deaf.

In the past five years, the number of individuals writing research proposals has increased by nearly 30 percent, while the number of proposals has grown by 50 percent.

The largest sponsor of research at RIT is the federal government, which accounts for \$36.7 million of awards received during fiscal year 2009. Agencies within the defense and intelligence community funded new awards worth \$14.5 million collectively.

Additional support has resulted from the university's Corporate Research and Development program, which completed its second full year. The Corporate R&D program is designed to encourage collaboration with industry by putting applied research needs before RIT graduate students. Industry partners include Carestream Health Inc., Harris Corp., Lenel Systems International, Ortho Clinical Diagnostics (subsidiary of Johnson & Johnson) and PAETEC.

For more information, visit the Scholarship and Research at RIT Web site, [www.rit.edu/research](http://www.rit.edu/research).

## ► FY09 Research Awards by College

Golisano College of Computing and Information Sciences  
**\$2,667,048**

College of Applied Science Science and Technology  
**\$1,713,855**

College of Imaging Arts and Sciences **\$3,985,636**

College of Liberal Arts **\$1,244,956**

College of Science **\$8,949,075**

Saunders College of Business **\$182,170**

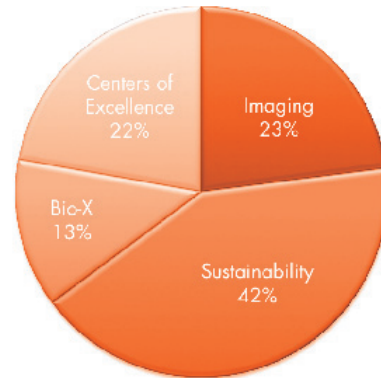
Kate Gleason College of Engineering **\$6,499,018**

National Technical Institute for the Deaf **\$8,245,572**

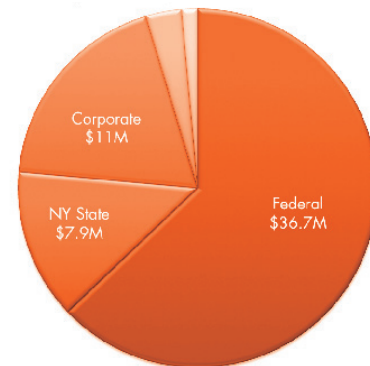
Golisano Institute for Sustainability **\$18,744,152**

University-wide units **\$6,174,805**

## ► Awards by Research Area



## ► Awards by Funding Source Type



## ► Value of Awards Received

